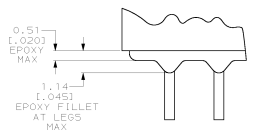
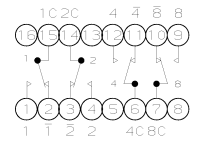


REV. NO.	DATE	BY	DESCRIPTION
1			

REVISIONS			
REV. NO.	DATE	BY	DESCRIPTION
P	1-8-97	MS	REDRAWN ON CAD PER 0330-0026-26
R		MB	REV PER EC 063C-0301-01

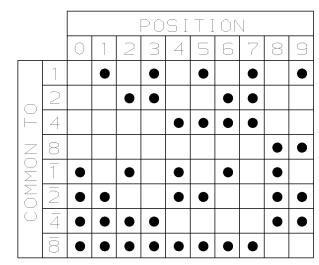


DETAIL A
SCALE 10:1

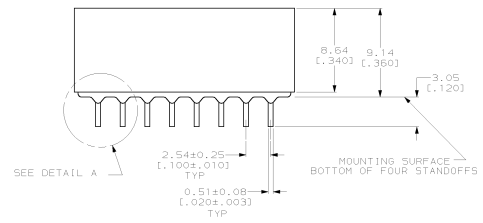
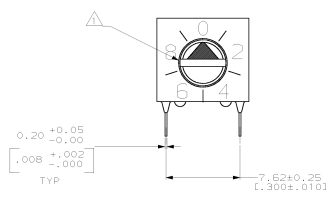
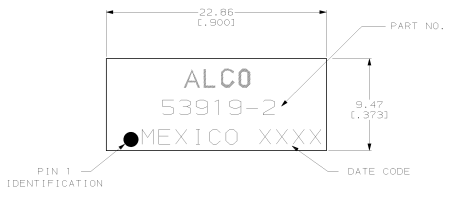


SCHEMATIC
(POSITION 0)

- △ SLOT FOR SCREWDRIVER ACTUATION.
- 2. FOR ADDITIONAL SPECIFICATIONS SEE AMP PRODUCT SPEC 108-7066 AND INSTRUCTION SHEET 6811.
- 3. SWITCH BOTTOM IS SEALED.
- △ CONTACT FINISH TO BE 0.00076 (0.00030) GOLD OVER NICKEL.
- △ MATERIAL:
HOUSING : BLACK POLYESTER
CONTACTS : BERYLLIUM COPPER.



BCD WITH COMPLEMENT



53919-2
PART NUMBER

UNLESS OTHERWISE SPECIFIED, ALL DIMENSIONS ARE IN MILLIMETERS		REV. NO.	DATE	AMP Incorporated Harrisburg, PA 17105-3608	
SYMBOL	DESCRIPTION	BY	DATE	AMP Incorporated	
AS SHOWN	AS SHOWN	S. DALY	7/97	Harrisburg, PA 17105-3608	
REV. NO.	DATE	BY	DATE	AMP Incorporated	
1	1-8-97	MS	1-8-97	Harrisburg, PA 17105-3608	
2					
3					
4					
5					
6					
7					
8					
9					
10					
11					
12					
13					
14					
15					
16					
17					
18					
19					
20					
21					
22					
23					
24					
25					
26					
27					
28					
29					
30					
31					
32					
33					
34					
35					
36					
37					
38					
39					
40					
41					
42					
43					
44					
45					
46					
47					
48					
49					
50					
51					
52					
53					
54					
55					
56					
57					
58					
59					
60					
61					
62					
63					
64					
65					
66					
67					
68					
69					
70					
71					
72					
73					
74					
75					
76					
77					
78					
79					
80					
81					
82					
83					
84					
85					
86					
87					
88					
89					
90					
91					
92					
93					
94					
95					
96					
97					
98					
99					
100					