

4

3

2

1

THIS DRAWING IS UNPUBLISHED. RELEASED FOR PUBLICATION. ALL RIGHTS RESERVED.

LOC	DIST	REVISIONS		
P	LTR	DESCRIPTION	DATE	MIN
AD	00	SEE SHEET 1	-	-

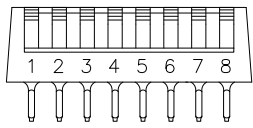


FIG 3A

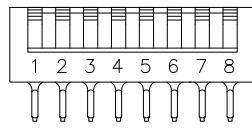


FIG 3B

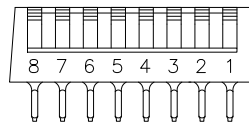


FIG 4

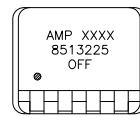
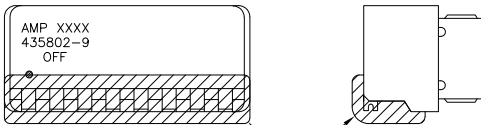
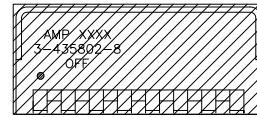


FIG 5



PROTECTIVE SEAL
FIG 6



PROTECTIVE SEAL

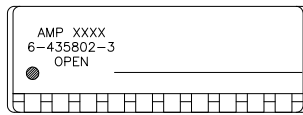


FIG 7

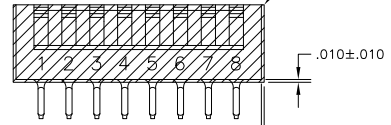


FIG 8

THIS DRAWING IS A CONTROLLED DOCUMENT.		DR: R. TALLEY 9-19-89		TE Connectivity	
		CR: R. MILLER 9-19-89		SWITCH ASSY, DIP, TYPE C, 7000 SERIES, SPST, SIDE ACTUATED	
DIMENSIONS:		APR: R. MILLER 9-19-89	NAME		
INCHES:		DRAWN LETTER		SIZE	
0 PLC		PRODUCT SPEC		CASE CODE	
1 PLC		APPLICATION SPEC		DRAWING NO	
2 PLC		WEIGHT		A2 00779	
3 PLC		FINISH		C-435802	
4 PLC		MATERIAL		RESTRICTED TO	
SEE SHEET 1		CUSTOMER DRAWING		-	
TOLERANCE UNLESS OTHERWISE SPECIFIED:		SCALE		SHEET	
0.005		4:1		2 of 2	
ANGLES		REV		AL2	
FINISH					