

Features

- Single pole/double throw
- Compatible with most surface mount manufacturing processes
- 50 or 2000 cycle rotational life
- Tape and reel packaged

- RoHS compliant* - see [processing information](#) on lead free surface mount components
- For switch applications/processing guidelines, [click here](#)

7813 SMD 3 mm Square Sealed Rotary Switch

Electrical Characteristics

Contact Rating
 Maximum Current100 mA max.
 Maximum Voltage16 V
 Contact Timing.....Non-shorting
 Contact Resistance2 ohms max.
 Insulation Resistance
 100 megohms min.
 Dielectric Strength.....250 VAC

General Characteristics

Switch TypeSPDT
 Operating Temperature Range
 -55 °C to +125 °C
 Storage Temperature Range
 -55 °C to +125 °C
 Seal Test85 °C Fluorinert†

Mechanical Characteristics

Positions2
 Adjustment Torque5 N-cm max.
 Stop Strength 1.8 N-cm min.

Environmental Characteristics

Shock 20 G
 0.1 ms max. discontinuity
 Vibration 100 G
 0.1 ms max. discontinuity
 Thermal Shock(5 cycles)
 -55 °C to +125 °C

Humidity
 Insulation Resistance
 10 megohms min.

Rotational Life
 -051 50 Cycles
 -023 2000 Cycles

Standard Packaging
 J 1,000 pcs./reel
 S 200 pcs./reel

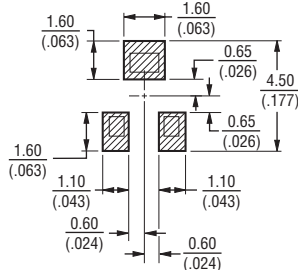
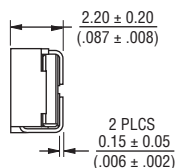
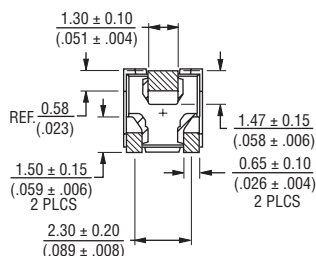
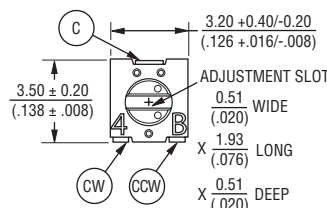
How to Order

7813 J - 1 - 051 E

Model _____
 Terminal _____
 Switch Type _____
 1 = SPDT
 Rotational Life _____
 -051 = 50 Cycles
 -023 = 2000 Cycles
 Embossed Tape _____
 E = 1000 Pcs./180 mm Reel (J Style)
 200 Pcs./180 mm Reel (S Style)

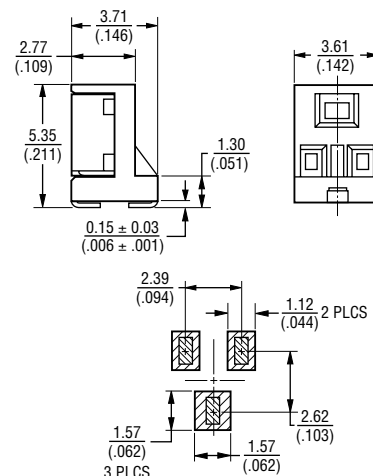
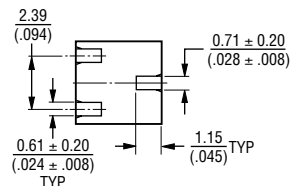
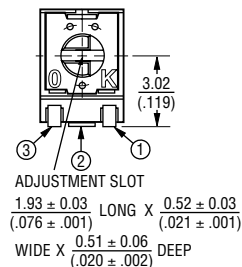
Product Dimensions

7813J



RECOMMENDED
LAND PATTERN

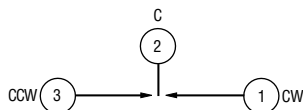
7813S



RECOMMENDED
LAND PATTERN

DIMENSIONS: $\frac{\text{MM}}{(\text{INCHES})}$

TOLERANCES: ± 2 EXCEPT WHERE NOTED.



*RoHS Directive 2002/95/EC Jan 27 2003 including Annex.

†"Fluorinert" is a registered trademark of 3M Co.

Specifications are subject to change without notice.

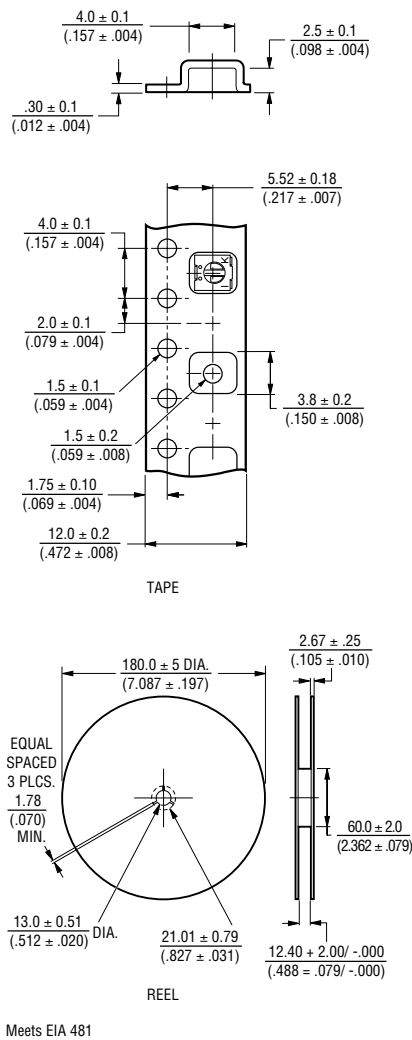
Customers should verify actual device performance in their specific applications.

7813 SMD 3 mm Square Sealed Rotary Switch

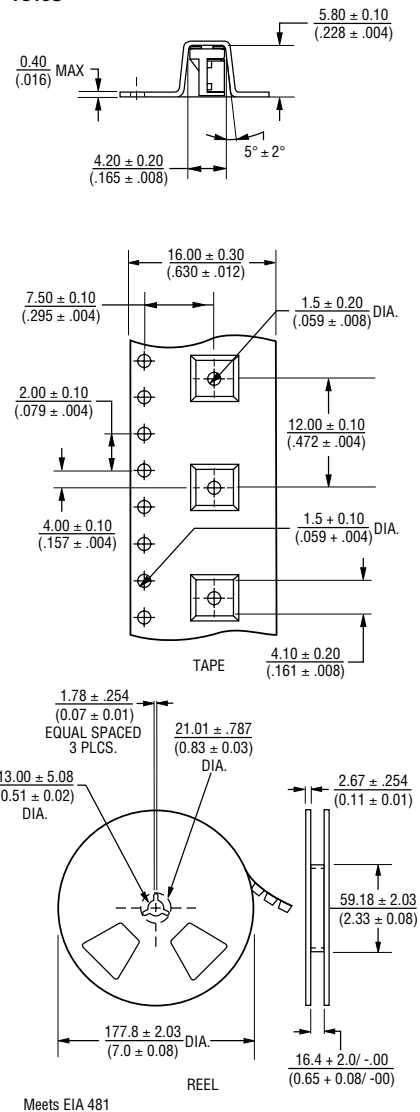
BOURNS®

Packaging Specifications

7813J



7813S



DIMENSIONS: $\frac{\text{MM}}{(\text{INCHES})}$

REV. 08/10

Specifications are subject to change without notice.
Customers should verify actual device performance in their specific applications.