

SERIES KAS SWITCHES

SLIDE DIP SWITCHES

TACT SWITCHES

NAVIGATION SWITCHES

PUSHBUTTON SWITCHES

TOGGLE SWITCHES

ROCKER SWITCHES

SLIDE SWITCHES

SNAP-ACTION SWITCHES


DIP SWITCHES

KEYLOCK SWITCHES

ROTARY SWITCHES

DETECTOR SWITCHES

CAP OPTIONS



FEATURES & BENEFITS

- ▶ Available in 2 to 12 positions
- ▶ Tape seal option
- ▶ Vertical & right angle options

APPLICATIONS/MARKETS

- ▶ Garage door openers
- ▶ Test & instrumentation
- ▶ Telecommunications
- ▶ Controller application

SPECIFICATIONS

Switch Function:	SPST, 2 thru 12 positions (except position 11)
Contact Rating:	Switch: 25mA @ 24V DC Carry: 100mA @ 50V DC
Insulation Resistance:	100 MΩ Min. @ 500V DC
Contact Resistance:	Initial: 50 mΩ typical @ 2-4V DC @ 100mA After Life: 100mΩ typical @ 2-4 DC @ 100mA
Operating Life:	2,000 make-and-break cycles, each circuit
Operating Force:	1000 gf max.
Travel (Actuator):	2.0 mm typical
Dielectric Strength:	500V RMS min. @ sea level between adjacent terminals
Temperature Range:	Operating/Storage: -40° C to 85° C
Vibration:	To MIL-STD-202F, Method 201 A
Shock:	To MIL-STD-202F, Method 213B, Condition A
Soldering Recommendations:	Wave: 500 F (260 C) for 5s max; Hand: 30W soldering iron @ 608 F (320 C) for 2s typical. Keep all switches in the "OFF" position during soldering and cleaning process.

MATERIALS

Housing and Actuator:	Glass filled polyester (PBT) UL94-V0
Contacts:	Phosphor Bronze with gold plate over nickel plate
Terminals:	Phosphor Bronze with gold plate over nickel plate
Tape:	Mylar

PACKAGING

Switches are supplied in standard IC tubes with all poles in the "OFF" position.

HOW TO ORDER

SERIES	MODEL NO.	TERMINATION	CIRCUIT	NO. OF POSITIONS	ACTUATOR	SEAL
KA	S = Slide Type	1 = PC Pin 2 = Right Angle PC Pin	1 = SPST	02 03 04 05 06 07 08 09 10 12	R = Recessed Act., Top Side OFF* E = Extended Act., Top Side OFF	(None) = Std. Unsealed T = Top Tape Sealed

Example Ordering Number

KA-S-1-1-04-R-T

* Not available with right angle termination.

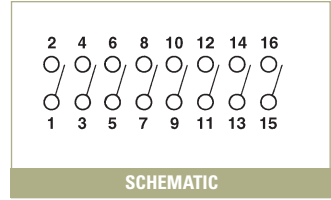
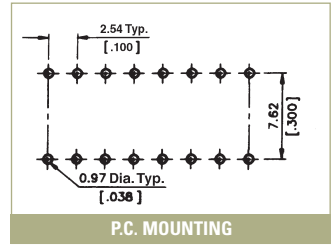
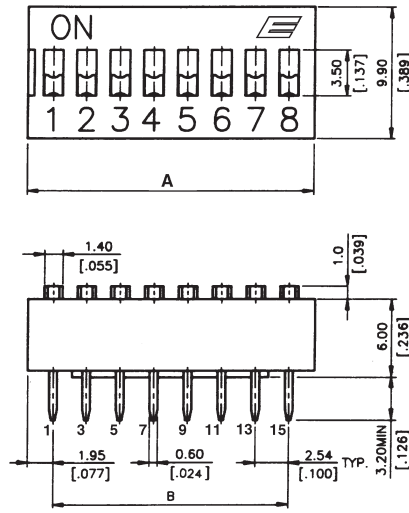
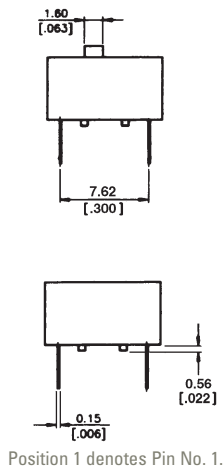

Specifications subject to change without notice.



TERMINATION OPTIONS

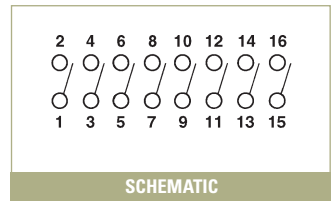
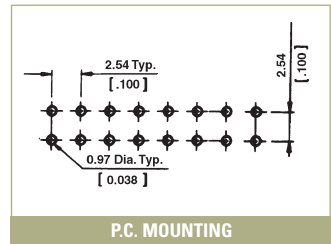
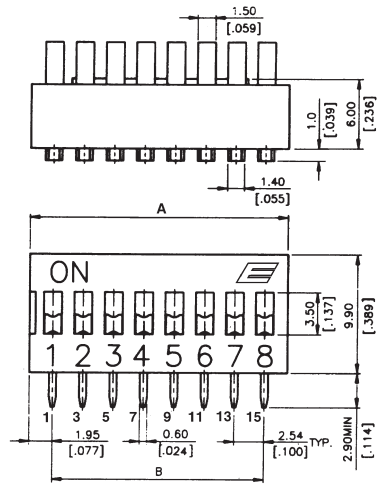
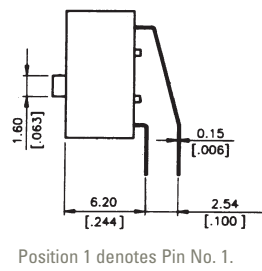

KAS

1 PC PIN



KAS


2 RIGHT ANGLE PC PIN




Positions:	2	3	4	5	6	7	8	9	10	12
"A"	6.44	8.98	11.52	14.06	16.6	19.14	21.68	24.22	26.76	31.84
Dimension:	(.254)	(.354)	(.454)	(.554)	(.654)	(.754)	(.854)	(.954)	(1.054)	(1.254)
"B"	2.54	5.08	7.62	10.16	12.7	15.24	17.78	20.32	22.86	27.94
Dimension:	(.100)	(.200)	(.300)	(.400)	(.500)	(.600)	(.700)	(.800)	(.900)	(1.100)

ACTUATOR OPTIONS

R RECESSED




E EXTENDED



SEAL OPTIONS

R TOP TAPE SEALED



ET TOP TAPE SEALED



TACT SWITCHES
NAVIGATION SWITCHES
PUSHBUTTON SWITCHES
TOGGLE SWITCHES
ROCKER SWITCHES
SLIDE SWITCHES
SNAP-ACTION SWITCHES
DIP SWITCHES
KEYLOCK SWITCHES
ROTARY SWITCHES
DETECTOR SWITCHES
CAP OPTIONS