

DHS SERIES 1/2 PITCH SPST SURFACE MOUNT DIP SWITCHES

FEATURES

Ultra-compact low-profile size.
 .050" (1.27mm) terminal spacing.
 Self-cleaning twin point contacts.
 Auto-insertable and reflow solderable.
 Process compatible with std'd. tape seal.

GENERAL SPECIFICATIONS

ELECTRICALS


Electrical life	1000 cycles minimum
Contact rating, non-switching	100 mA at 50 VDC
Contact rating, switching	100 mA at 6 VDC
Contact resistance	100 m Ω maximum
Insulation resistance	100 M Ω minimum
Dielectric strength	250 VDC for 1 min. between adjacent or opposite terminals
Capacitance	5 pf. max. between adjacent or opposite terminals

MECHANICALS, THERMALS

Operating force	400 grams maximum
Vibration	10-55 Hz. per MIL-STD-202F, METHOD 201A
Shock	50 g (peak value) for 11 msec. per MIL-STD-202F, METHOD 213B
Operating temperature range	-40°C to +80°C

SOLDERING & CLEANING RECOMMENDATIONS

Hand soldering	330°C max. for 3 seconds max. (30 watt iron max.)
Reflow soldering	Set oven at 215°C max. for 90 seconds max.
Cleaning (with standard tape seal in place)	1-1-1 Trichloroethane, Freon TE, Isopropyl alcohol or aqueous cleaner for 2 minutes max. at 20°C



SPECIFICATIONS SUBJECT TO CHANGE WITHOUT NOTICE.

MATERIALS

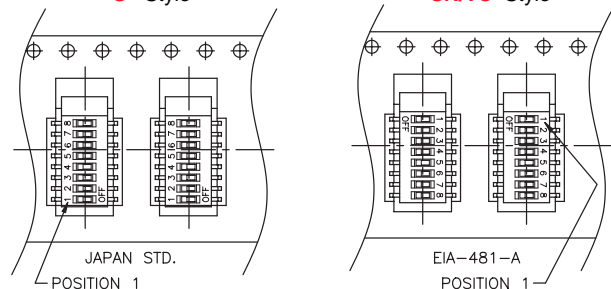
Base	UL94V-O, glass fiber filled PPS, black
Cover	UL94V-O, glass fiber filled PPS, black
Actuators	UL94V-O, Polyamide, yellow
Contacts	Gold plated beryllium copper
Terminals	Gold plated copper alloy
Terminal seal	Epoxy
Tape seal	Polyimide

PACKAGING

Supplied in tape & reel packaging.
 Reel & tape meets the requirements of EIA-481-A.

S Style

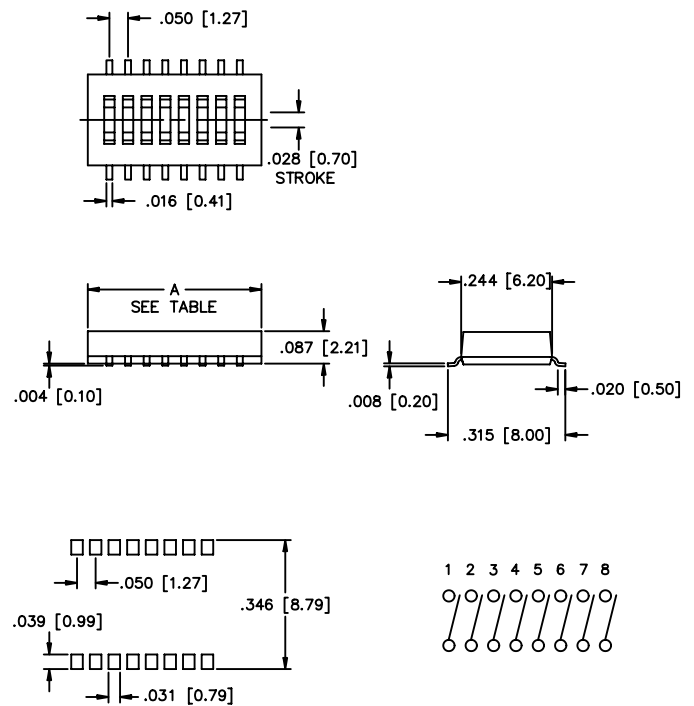
SR/TC Style



MODEL NUMBER	NO. OF POS.	A DIMENSION	
		IN(± .012)	MM(± 0.30)
DHS4S	4	.268	6.81
DHS6S	6	.368	9.35
DHS8S	8	.468	11.89
DHS10S	10	.568	14.43

Note: S at end of model no. indicates **S** style packaging. Substitute SR/TC for S for **SR/TC** packaging.

MECHANICAL OUTLINE



PRINTED CIRCUIT BOARD OUTLINE
(8 positions shown)

SCHEMATIC
(8 positions shown)