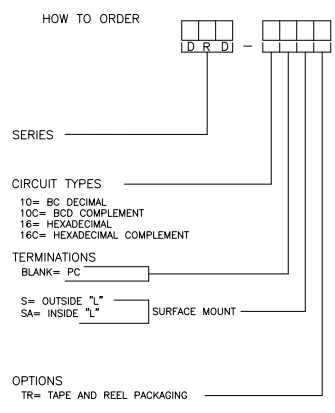


**PC MOUNT**



**SPECIFICATIONS:**

**MATERIAL:**  
 FRAME & CASE - PPS UL94V-0, BLACK  
 ROTOR, PART UL94V-0, COLOR SEE P/N TABLE  
 FIXED CONTACT/TERMINAL - COPPER ALLOY, GOLD FLASH OVER NICKEL PLATE  
 MOVING CONTACT - COPPER ALLOY, GOLD FLASH OVER NICKEL PLATE  
 BALL SUPPORT PLATE - COPPER ALLOY  
 BALL - STAINLESS STEEL  
 DETENT SPRING - STAINLESS STEEL  
 O-RING - SILICON RUBBER

**ELECTRICAL:**  
 CONTACT RATING - 0.4VA @ 20V DC OR PEAK AC  
 INITIAL CONTACT RESISTANCE - 50 MILLIOHMS MAX  
 INSULATION RESISTANCE - 1,000 MEGOHMS @ 100V DC  
 DIELECTRIC STRENGTH - 300V AC  
 LIFE EXPECTANCY - 10,000 ROTATIONS

**MECHANICAL:**  
 OPERATING FORCE - 13.88 OZF.IN. MAX

**ENVIRONMENTAL:**  
 OPERATING TEMPERATURE - -30°C TO +85°C  
 STORAGE TEMPERATURE - -45°C TO +100°C  
 RESISTANCE TO SOLDER HEAT - PER 109-202, COND B (THRU-HOLE) OR 109-201, COND B (SMT)

**SOLDERABILITY** - PER JIS C 0050 & JIS C 0053

**NOTES:**

- ALL MATERIALS AND FINISHES SHALL COMPLY WITH EU DIRECTIVE 2002/95/EC OF 27JAN2003 (ROHS).
  - TAPE & REEL PACKAGING PER EIA-481.
  - COMMON TERMINALS ARE CONNECTED INTERNALLY.
- ▲ LOCATE 'ALCO' TRADE NAME AND LOT NUMBER MARKING. LOT NUMBER TO BE MARKED AS FOLLOWS:
- 4                      F  
 1ST DIGIT          2ND DIGIT  
 YEAR 1194          MONTH 6
- MARK WITH PERMANENT WHITE INK.
- ▲ TOP TAPE SEAL INCLUDED.

▲ THRU-HOLE	BLACK	BLACK	DRD16ET04	2-1825007-2
▲ THRU-HOLE	RED	BLACK	DRD10ET04	2-1825007-1
SMT	BLACK	BLACK	DRD16SET04	2-1825007-0
SMT	BLACK	BLACK	DRD16SAET04	1-1825007-9
SMT	BLACK	BLACK	DRD16SE04	1-1825007-8
SMT	BLACK	BLACK	DRD16SAE04	1-1825007-7
THRU-HOLE	BLACK	BLACK	DRD16E04	1-1825007-6
SMT	WHITE	BLACK	DRD16CSET04	1-1825007-5
SMT	WHITE	BLACK	DRD16CSAE04	1-1825007-4
SMT	WHITE	BLACK	DRD16CSE04	1-1825007-3
SMT	WHITE	BLACK	DRD16CSAE04	1-1825007-2
THRU-HOLE	WHITE	BLACK	DRD16CE04	1-1825007-1
SMT	RED	BLACK	DRD10SET04	1-1825007-0
SMT	RED	BLACK	DRD10SAET04	1825007-9
SMT	RED	BLACK	DRD10SE04	1825007-8
SMT	RED	BLACK	DRD10SAE04	1825007-7
THRU-HOLE	RED	BLACK	DRD10E04	1825007-6
SMT	ORANGE	BLACK	DRD10CSET04	1825007-5
SMT	ORANGE	BLACK	DRD10CSAE04	1825007-4
SMT	ORANGE	BLACK	DRD10CSE04	1825007-3
THRU-HOLE	ORANGE	BLACK	DRD10CE04	1825007-2
THRU-HOLE	ORANGE	BLACK	DRD10E04	1825007-1

MTG TYPE ROTOR COLOR CASE COLOR ALCO P/N PART NO.

THIS DRAWING IS A CONTROLLED DOCUMENT. SEE ELSYSTEMS/TE CONNECTIVITY

REVISIONS: 1. REVISED PER EDD-11-004587

DATE: 11/11/11

BY: RYAN K. HARRIS

APP: RYAN K. HARRIS

DESCRIPTION: ROTARY DIP DRD E SERIES

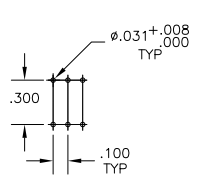
SIZE: A1

DATE: 11/11/11

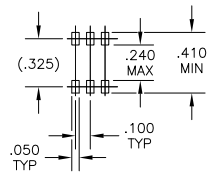
ISSUE: 1

REVISED TO: 1825007

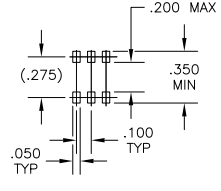
CUSTOMER DRAWING



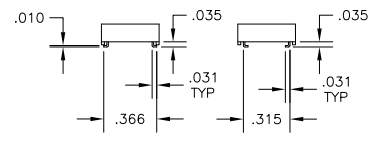
PC



OUTSIDE "L"



INSIDE "L"



OUTSIDE 1/2" TERMINAL VERTICAL

INSIDE 1/2" TERMINAL VERTICAL

PRINTED CIRCUIT BOARD LAYOUTS

TERMINAL CONFIGURATIONS

TRUTH TABLES

TERMINAL IDENTIFICATION  
 (VIEWED FROM BOTTOM OF SWITCH)



10-POSITION, BCD ROTOR - RED

POS	0	1	2	3	4	5	6	7	8	9
C	X	X	X	X	X	X	X	X	X	X
1		X		X		X		X		X
2			X	X		X	X			
4					X	X	X			
8									X	X

16-POSITION, HEXADECIMAL ROTOR - BLACK

POS	0	1	2	3	4	5	6	7	8	9	A	B	C	D	E	F
C	X	X	X	X	X	X	X	X	X	X	X	X	X	X	X	X
1		X		X		X		X		X		X		X		X
2			X	X		X	X			X	X			X	X	
4					X	X	X							X	X	X
8									X	X	X	X	X	X	X	X

10 POSITION, BCD COMPLEMENT ROTOR - ORANGE

POS	0	1	2	3	4	5	6	7	8	9
C	X	X	X	X	X	X	X	X	X	X
1	X		X		X		X		X	
2	X	X			X	X			X	X
4	X	X	X	X					X	X
8	X	X	X	X	X	X	X			

16-POSITION, HEXADECIMAL COMPLEMENT ROTOR - WHITE

POS	0	1	2	3	4	5	6	7	8	9	A	B	C	D	E	F
C	X	X	X	X	X	X	X	X	X	X	X	X	X	X	X	X
1	X		X		X		X		X		X		X		X	
2	X	X			X	X			X	X			X	X		
4	X	X	X	X					X	X	X					
8	X	X	X	X	X	X	X									

THIS DRAWING IS A CONTROLLED DOCUMENT.

UNLESS OTHERWISE SPECIFIED, ALL DIMENSIONS ARE IN INCHES.

DATE: 10/07/79  
 DRAWING NO: 1825007  
 CUSTOMER DRAWING

TE Connectivity  
 ROTARY DIP  
 DRD E SERIES

SIZE: A1  
 SHEET: 2 OF 2  
 SCALE: 2:1