

4

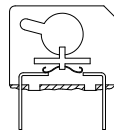
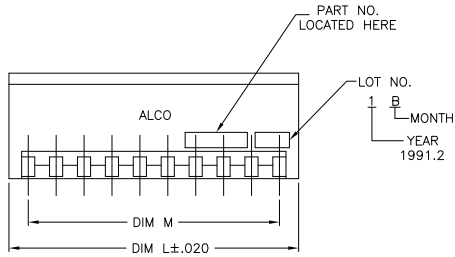
3

2

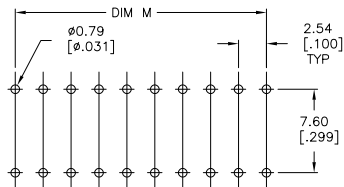
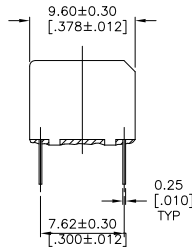
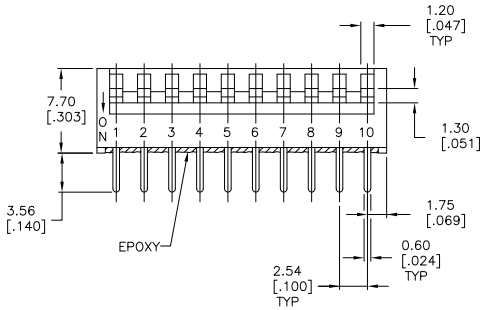
1

THIS DRAWING IS UNPUBLISHED. RELEASED FOR PUBLICATION 1571998, 1571998
 © COPYRIGHT 1571998. ALL RIGHTS RESERVED.

LOC		DIST		REVISIONS			
F	LN	DESCRIPTION	DATE	BY	APP		
AS		REVISED PER ECO-11-004820	11MAR11	RK	HMR		



CROSS SECTION



RECOMMENDED BOARD LAYOUT

THRU HOLE VERSION

SPECIFICATIONS:

MATERIALS:

CASE: PPS, UL94V0-BLACK
 COVER: PPS, UL94V0-BLACK
 ACTUATOR: LCP, UL94V0-WHITE
 CONTACTS AND TERMINALS: COPPER ALLOY, GOLD OVER NICKEL
 TAPE SEAL: POLYIMIDE FILM

ELECTRICAL:

CONTACT RATING: NON-SWITCHING: 100MA @ 50VDC
 SWITCHING: 25MA 24VDC
 INITIAL CONTACT RESISTANCE: 100 MILLIOHMS MAX. @ 2VDC, 10MA
 INSULATION RESISTANCE: 100 MEGOHMS MIN. @ 100VDC
 DIELECTRIC STRENGTH: 300VAC FOR 1 MINUTE
 LIFE EXPECTANCY: 1000 CYCLES

MECHANICAL:

ACTUATION FORCE: 600 GRAMS MAX

ENVIRONMENTAL:

OPERATING TEMPERATURE: -30°C TO +85°C
 STORAGE TEMPERATURE: -45°C TO +100°C
 SOLDER HEAT RESISTANCE PER 109-202, CONDITION B (THRU-HOLE) OR 109-201, CONDITION B (SMT)
 SOLDERABILITY PER JIS C 0500 & JIS C 0053

- FOR P/N TABLE & SURFACE MOUNT DETAILS SEE SHEET 2
- TAPE AND REEL PACKAGING PER EIA 481 - PART NO.S GDSXXSTR.
- ALL MATERIALS AND FINISHES SHALL COMPLY WITH EU DIRECTIVE 2002/95/EC OF 27JAN2003 (ROHS)



SWITCH TO BE RECEIVED IN THE "ON" POSITION.



OBSOLETE PARTS: OBSOLETE CIS STREAMLINING PER D.RENAUD/D.SINISI

THIS DRAWING IS A CONTROLLED DOCUMENT.		DR R. BROWN	DATE 04JAN08		DIP SWITCH ASSEMBLY GDP SERIES
DIMENSIONS: mm [INCHES]		CHK M. SARVER	DATE 04JAN08		
TOLERANCES UNLESS OTHERWISE SPECIFIED:		APP'D M. SARVER	NAME	RESTRICTED TO	
0 PLC ± . -		PRODUCT SPEC	APPLICATION SPEC	SIZE A2	CAGE CODE -
1 PLC ± . -		WEIGHT	DRAWING NO. C=1571998	SHEET 1 of 2	
2 PLC ± .030 (.012)		CUSTOMER DRAWING		SCALE 4:1	REV A5
3 PLC ± . -					
4 PLC ± . -					
ANGLES					
FINISH					

4

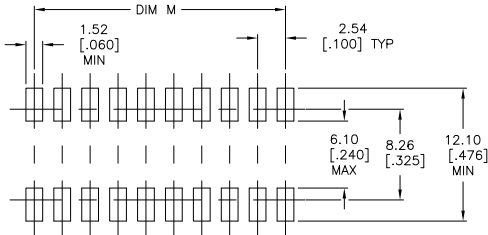
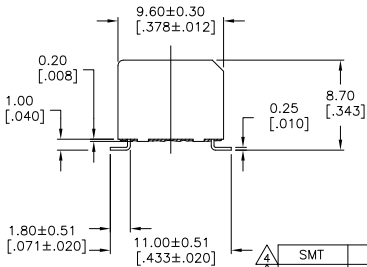
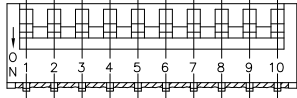
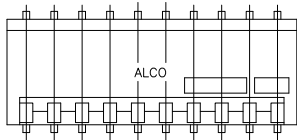
3

2

1

THIS DRAWING IS UNPUBLISHED. RELEASED FOR PUBLICATION 1571998, 1571998
 © COPYRIGHT 1571998. ALL RIGHTS RESERVED.

LOC	DIST	REVISIONS				
AD	00	F	LNK	DATE	BY	APPD
-	-	-	-	SEE SHEET 1	-	-



RECOMMENDED BOARD LAYOUT
 BOARD LAYOUT TOLERANCE
 ±.002 FOR ALL DIMENSIONS

SURFACE MOUNT VERSION

	SMT	TAPE	7.62 [.300]	11.13 [.438]	4	GDP04STRON04	2-1571998-2	
	SMT	TAPE	17.78 [.700]	21.29 [.838]	8	GDP08STRON04	2-1571998-1	
△	OBSOLETE	SMT	TAPE	22.86 [.900]	26.37 [1.038]	10	GDP10STR04	2-1571998-0
△	OBSOLETE	SMT	TAPE	22.86 [.900]	26.37 [1.038]	10	GDP10S04	1-1571998-9
△	OBSOLETE	T/H	NONE	22.86 [.900]	26.37 [1.038]	10	GDP10NTS04	1-1571998-8
△	OBSOLETE	T/H	TAPE	22.86 [.900]	26.37 [1.038]	10	GDP1004	1-1571998-7
	SMT	TAPE	17.78 [.700]	21.29 [.838]	8	GDP08STR04	1-1571998-6	
	SMT	TAPE	17.78 [.700]	21.29 [.838]	8	GDP08S04	1-1571998-5	
△	OBSOLETE	T/H	NONE	17.78 [.700]	21.29 [.838]	8	GDP08NTS04	1-1571998-4
	T/H	TAPE	17.78 [.700]	21.29 [.838]	8	GDP0804	1-1571998-3	
	SMT	TAPE	12.70 [.500]	16.21 [.638]	6	GDP06STR04	1-1571998-2	
	SMT	TAPE	12.70 [.500]	16.21 [.638]	6	GDP06S04	1-1571998-1	
△	OBSOLETE	T/H	NONE	12.70 [.500]	16.21 [.638]	6	GDP06NTS04	1-1571998-0
	T/H	TAPE	12.70 [.500]	16.21 [.638]	6	GDP0604	1571998-9	
	SMT	TAPE	7.62 [.300]	11.13 [.438]	4	GDP04STR04	1571998-8	
	SMT	TAPE	7.62 [.300]	11.13 [.438]	4	GDP04S04	1571998-7	
△	OBSOLETE	T/H	NONE	7.62 [.300]	11.13 [.438]	4	GDP04NTS04	1571998-6
	T/H	TAPE	7.62 [.300]	11.13 [.438]	4	GDP0404	1571998-5	
	SMT	TAPE	2.54 [.100]	6.05 [.238]	2	GDP02STR04	1571998-4	
	SMT	TAPE	2.54 [.100]	6.05 [.238]	2	GDP02S04	1571998-3	
△	OBSOLETE	T/H	NONE	2.54 [.100]	6.05 [.238]	2	GDP02NTS04	1571998-2
	T/H	TAPE	2.54 [.100]	6.05 [.238]	2	GDP0204	1571998-1	
	MTG	SEAL	DIM M	DIM L	POLE	OLD T&B P/N	P/N	

THIS DRAWING IS A CONTROLLED DOCUMENT.

DIMENSIONS: mm [INCHES]	TOLERANCES UNLESS OTHERWISE SPECIFIED:	0 PLG ± .	1 PLG ± .	2 PLG ± .	3 PLG ± .030 (012)	4 PLG ± .	ANGLES ± .
MATERIAL: -	FINISH: -	DRW: R. BROWN	CHK: M. SARVER	APPD: M. SARVER	PRODUCT SPEC: -	APPLICATION SPEC: -	WEIGHT: -
TE Connectivity				DIP SWITCH ASSEMBLY GDP SERIES			
CUSTOMER DRAWING				SIZE: A2	CAGE CODE: -	DRAWING NO: 1571998	RESTRICTED TO: -
				SCALE: 4:1	SHEET: 2 of 2	REV: A5	