

4

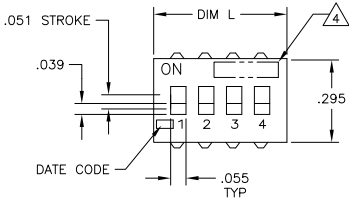
3

2

1

THIS DRAWING IS UNPUBLISHED. RELEASED FOR PUBLICATION. ALL RIGHTS RESERVED.

LOC		DIBT		REVISIONS			
P	LTR	DESCRIPTION	DATE	BY	APPD		
AD	0						
P		REVISED PER ECO-11-004587	11MAR11	RK	HMR		



SPECIFICATION:

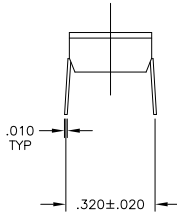
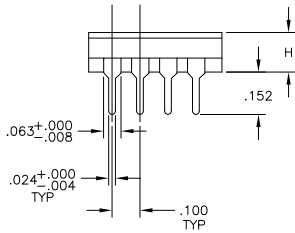
MATERIAL
 BASE, PPS, UL94V-0, BLACK
 COVER, PPS, UL94V-0, BLACK
 ACTUATOR, PA6T, UL94V-0, WHITE
 FIXED CONTACT/TERMINAL, CU ALLOY-GOLD FLASH OVER NICKEL
 MOVING CONTACT, CU ALLOY, PLATE-GOLD FLASH/NICKEL
 TAPE SEAL, POLYIMIDE FILM, AMBER, SEE P/N TABLE FOR OPTIONS.

ELECTRICAL
 MAX CONTACT RATING SWITCHING, 100MILLIAMPS @ 24 VDC
 MIN CONTACT RATING SWITCHING, .1MICROAMP @ 1 MILLIVOLT
 MAX CONTACT NON-SWITCHING, 1AMP @ 5 VDC
 INITIAL CONTACT RESISTANCE, 50 MILLIOHMS MAX.
 CONTACT RESISTANCE (AFTER ENVIRONMENTAL TEST), 100 MILLIOHMS
 CONTACT RESISTANCE (AFTER GAS TEST), 300 MILLIOHMS
 INSULATION RESISTANCE, 1,000 MEGOHMS MIN. @ 100 VDC
 DIELECTRIC STRENGTH, 500 VAC RMS @ SEA LEVEL
 LIFE EXPECTANCY, 1,000 CYCLES

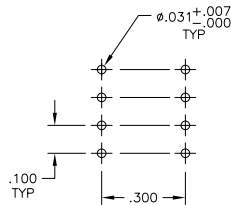
MECHANICAL
 OPERATING FORCE, LESS THAN 800 GRAMS
 CONTACT PRESSURE, 280,000 PSI

ENVIRONMENTAL
 OPERATING TEMPERATURE, -30 TO +85 DEGREES C
 STORAGE TEMPERATURE, -45 TO +105 DEGREES C
 CLEANING, AQUEOUS OR SOLVENT
 SOLDER HEAT RESISTANCE, PER 109-201, COND B, SWITCH "OFF".
 SOLDERABILITY PER JIS C 0050 & JIS C 0053

- SWITCHES TO BE RECEIVED IN THE "OFF" POSITION AND PACKAGED IN CLEAR TUBES TO ACCOMMODATE AUTO-INSERTION.
 - TOP SURFACE TO BE CLEARLY MARKED AS SHOWN
 - SWITCHES TO BE BLACK WITH WHITE ACTUATORS AND MARKINGS.
 - ALL MATERIALS AND FINISHES SHALL COMPLY WITH EU DIRECTIVE 2002 /95/EC OF 27JAN2003 (ROHS)
 - TOP TAPE SEAL AVAILABLE, SEE P/N TABLE FOR OPTIONS
- ⚠️ OBSOLETE PARTS: OBSOLETE CIS STREAMLINING PER D.RENAUD/D.SINISI



ADF



P.C. LAYOUT INSERT MOUNT

SEE SHEET 2 FOR PART NUMBER TABLE

THIS DRAWING IS A CONTROLLED DOCUMENT.		DRN: S.S. VISWESWARA	10FEB08	TE Connectivity	
DIMENSIONS: INCHES		CHK: M. GARVER	NAME: M. GARVER	DIP SWITCH, ADF THRU HOLE	
OTHER DIMENSIONS: 0 PLC ± .010, 1 PLC ± .010, 2 PLC ± .010, 3 PLC ± .012, 4 PLC ± .010, ANGLES ± .010		APPD: M. GARVER	PRODUCT SPEC: --	SIZE: A2	CAGE CODE: 00779
MATERIAL: --	FINISH: --	APPLICATION SPEC: --	WEIGHT: --	DRAWING NO: C=1825002	RESTRICTED TO: --
CUSTOMER DRAWING		SCALE: 4:1		SHEET: 1 of 2	REV: P

