

GENERAL SPECIFICATIONS FOR PUSH-PULL PUSHBUTTONS

Electrical Capacity (Resistive & Inductive Load)

Power Level: Shown in the following tables



Other Ratings

Contact Resistance: 10 milliohms maximum
Insulation Resistance: 200 megohms minimum @ 500V DC
Dielectric Strength: 1,500V AC min. for 1 minute min.
Mechanical Life: 30,000 operations minimum
Electrical Life: 10,000 operations minimum
Total Travel: .177" (4.5mm) for SB862;
 .059" (1.5mm) for SB282
Operating Temp Range: -10°C through +70°C
 (+14°F through +158°F)

Materials & Finishes

Plunger: Brass with nickel plating
Bushing: Brass with nickel plating
Case: Phenolic resin
Case Cover: Steel with zinc plating
Movable Contactor: Brass with silver plating - SB862;
 copper with silver plating - SB282
Movable & Stationary Contacts: Silver - SB862;
 copper with silver plating - SB282
Terminals: Brass with silver plating - SB862;
 copper with silver plating - SB282

SINGLE POLE PUSH-PULL WITH SOLDER LUG

Model	Approvals	Pole & Throw	Pushbutton Position/Connected Terminals () = Momentary		Electrical Capacity (Resistive)	
			Normal  Keyway	Down 	AC 125V	AC 250V
SB862	— —	SPST	ON 1-2	OFF —	10A	5A

Throw & Schematic:

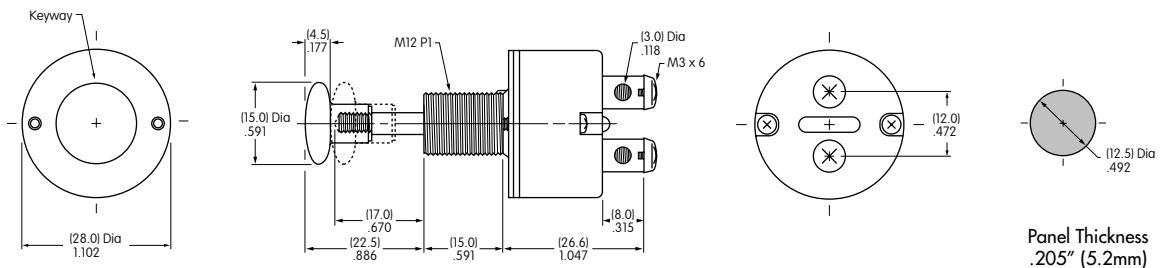


Note: Terminal numbers are not on the switch.



- Standard Hardware: AT504M Knurled Nut, AT508 Lockwasher, AT527M Hex Backup Nut. See Accessories & Hardware section for details.
- Solder lug terminal hole accommodates one 12-gauge solid or stranded wire.



SB862
 Supplied with Black Knob AT424A



DOUBLE POLE PUSH-PULL WITH SOLDER LUG

Model	Approvals	Pole & Throw	Pushbutton Position/Connected Terminals () = Momentary		Electrical Capacity (Resistive)	
			Normal  Keyway	Down 	AC 125V	AC 250V
SB282	— —	DPDT	ON 2-1 5-4	ON 2-3 5-6	6A	3A

Throw & Schematic:



Note: Terminal numbers are actually on the switch.

- Standard Hardware: AT504M Knurled Nut, AT508 Lockwasher, AT527M Hex Backup Nut. See Accessories & Hardware section for details.
- Solder lug terminal hole accommodates one 12-gauge solid or stranded wire.



SB282
 Supplied with Black Knob AT423A;
 Red Knob AT423C
 Available on Request

