

Model 86 5 psi



- 316L SS Pressure Sensor
- Small Profile
- 0 - 100mV Output
- Absolute and Gage Low Pressure
- Temperature Compensated

DESCRIPTION

The Model 86 is a small profile, media compatible, piezoresistive silicon pressure sensor packaged in a 316L stainless steel housing. The Model 86 is designed for o-ring mounting and OEM applications where compatibility with corrosive media is required.

The sensing package utilizes silicon oil to transfer pressure from the 316L stainless steel diaphragm to the sensing element. A ceramic substrate is attached to the package that contains laser-trimmed resistors for temperature compensation and offset correction. An additional laser trimmed resistor is included which can be used to adjust an external differential amplifier and provide span interchangeability to within $\pm 1\%$.

Please refer to the Model 86 UltraStable™ datasheet for information on products with operating pressures greater than 5psi.

FEATURES

- O-Ring Mount
- -20°C to +70°C Operating Temperature Range
- $\pm 0.2\%$ Pressure Non Linearity
- 1.0% Interchangeable Span (provided by gain set resistor)
- Solid State Reliability

APPLICATIONS

- Medical Instruments
- Process Control
- Fresh & Waste Water Measurements
- Partial Vacuum Gas Measurement
- Pressure Transmitters
- Tank Level Systems (RV & Industrial)

STANDARD RANGES

Range	psig	psia
0 to 5	•	•

Model 86 5 psi

PERFORMANCE SPECIFICATIONS

Supply Current: 1.5mA

Ambient Temperature: 25°C (unless otherwise specified)

Parameters are specified for the compensated versions only

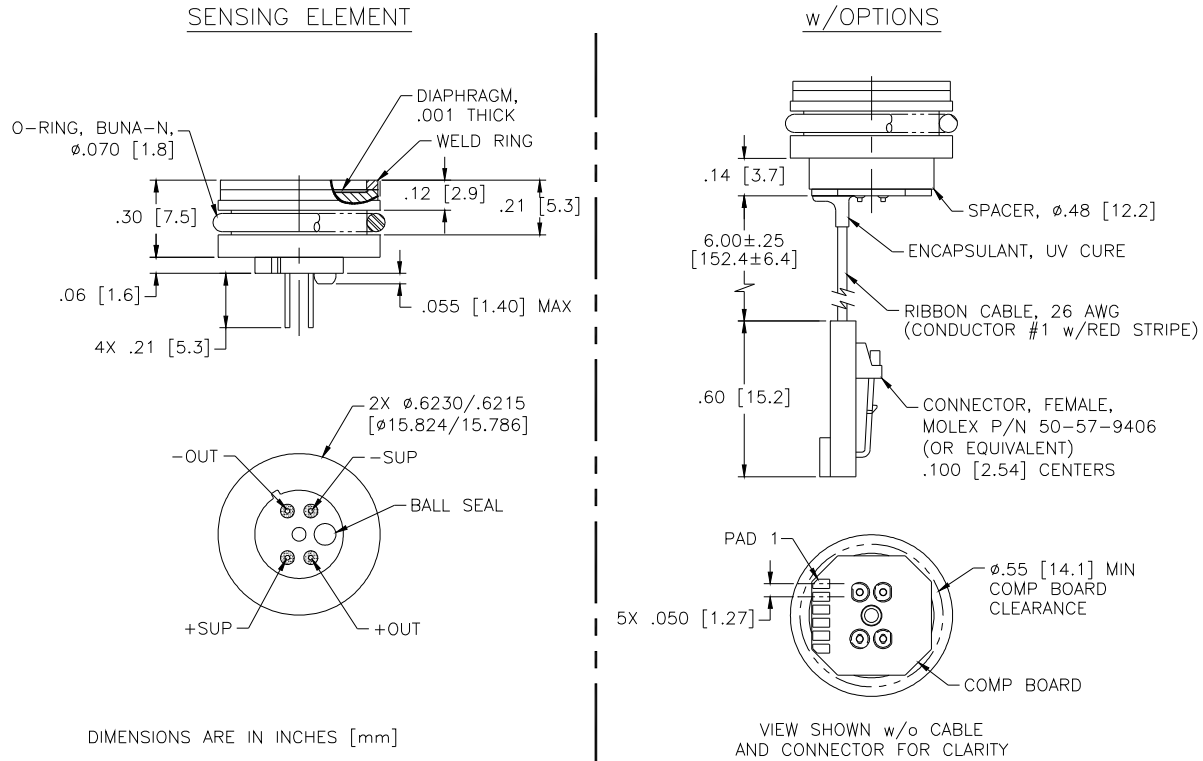
PARAMETERS	MIN	TYP	MAX	UNITS	NOTES
Span	50	100	150	mV	1
Zero Pressure Output	-2		2	mV	
Pressure Non Linearity	-0.2		0.2	%Span	2
Pressure Hysteresis	-0.10	±0.02	0.10	%Span	
Repeatability		±0.02		%Span	
Input Resistance	2500	5000	5800	Ω	
Output Resistance	3000		30k	Ω	
Temperature Error – Span	-1.0		1.0	%Span	3
Temperature Error – Offset	-1.5		1.5	%Span	3
Thermal Hysteresis – Span	-0.25	±0.05	0.25	%Span	3
Thermal Hysteresis – Offset	-0.25	±0.05	0.25	%Span	3
Long Term Stability – Span		±0.1		%Span	4
Long Term Stability – Offset		±0.25		%Span	4
Supply Current	0.5	1.5	2.0	mA	
Insulation Resistance (50Vdc)	50			MΩ	5
Pressure Overload			20	psi	
Compensated Temperature	0		50	°C	
Operating Temperature	-20		+70	°C	
Storage Temperature	-50		+125	°C	6
Weight			13	grams	
Media – Pressure Port	Liquids and Gases compatible with 316L Stainless Steel and Buna-N				7
Media – Reference Port	Compatible with Silicon, Pyrex, Gold, Fluorosilicone RTV and 316L Stainless Steel				

Notes

1. Ratiometric to supply current.
2. Best fit straight line.
3. Maximum temperature error between 0°C and 50°C with respect to 25°C.
4. Long term stability over a one year period with constant current and temperature.
5. Minimum resistance between case and pins.
6. Maximum temperature range for product with standard cable and connector is -20°C to +105°C.
7. Gage units not recommended for high vacuum applications. For high vacuum applications consult factory.

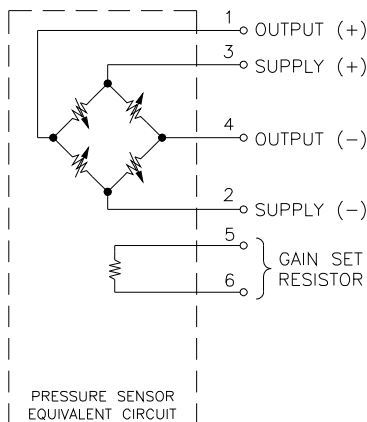
Model 86 5 psi

DIMENSIONS



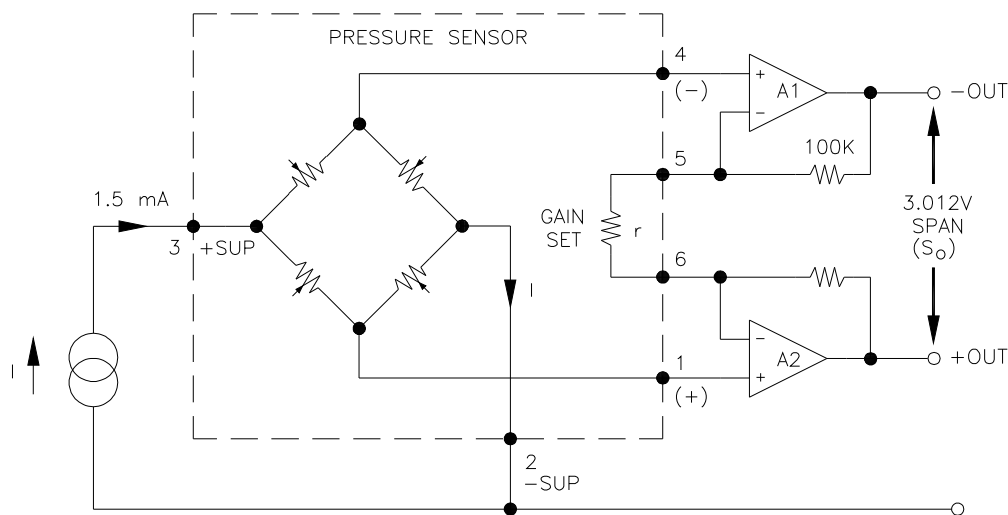
PAD/CNDR NO	FUNCTION
1	+OUT
2	-SUP
3	+SUP
4	-OUT
5	GAIN
6	GAIN

CONNECTIONS



Model 86 5 psi

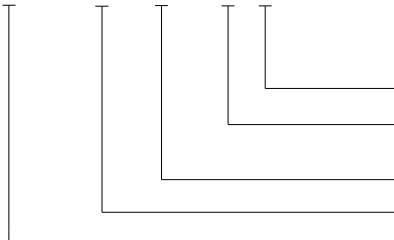
APPLICATION SCHEMATIC



APPLICATION SCHEMATIC

ORDERING INFORMATION

86 - 005 G - C T



Vent (T = Tube, Blank = No Tube)
 Electrical (C = Ribbon Cable with Connector, R = Ribbon Cable,
 P = Solder Pads, L = Leads, Uncompensated)
 Type (A = Absolute, G = Gage)
 Pressure Range
 Model

NORTH AMERICA

Measurement Specialties
 45738 Northport Loop West
 Fremont, CA 94538
 Tel: 1-800-767-1888
 Fax: 1-510-498-1578
 Sales: pfg.cs.amer@meas-spec.com

EUROPE

Measurement Specialties
 (Europe), Ltd.
 26 Rue des Dames
 78340 Les Clayes-sous-Bois, France
 Tel: +33 (0) 130 79 33 00
 Fax: +33 (0) 134 81 03 59
 Sales: pfg.cs.emea@meas-spec.com

ASIA

Measurement Specialties
 (China), Ltd.
 No. 26 Langshan Road
 Shenzhen High-Tech Park (North)
 Nanshan District, Shenzhen 518107
 China
 Tel: +86 755 3330 5088
 Fax: +86 755 3330 5099
 Sales: pfg.cs.asia@meas-spec.com

The information in this sheet has been carefully reviewed and is believed to be accurate; however, no responsibility is assumed for inaccuracies. Furthermore, this information does not convey to the purchaser of such devices any license under the patent rights to the manufacturer. Measurement Specialties, Inc. reserves the right to make changes without further notice to any product herein. Measurement Specialties, Inc. makes no warranty, representation or guarantee regarding the suitability of its product for any particular purpose, nor does Measurement Specialties, Inc. assume any liability arising out of the application or use of any product or circuit and specifically disclaims any and all liability, including without limitation consequential or incidental damages. Typical parameters can and do vary in different applications. All operating parameters must be validated for each customer application by customer's technical experts. Measurement Specialties, Inc. does not convey any license under its patent rights nor the rights of others.