26PCFFS2G

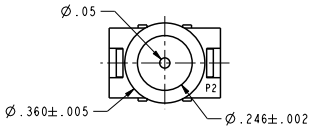

METRIC	INCHES
0,38	.015
0,51	.020
1,02	.040
1,3	.05
3,0	.12
5,1	.20
6,4	.25
7,9	.31
8,4	.33
9,1	.36
12,7	.50
13,7	.54
20,1	.79

GENERAL OPERATING CHARACTERISTICS (ELECTRICAL PERFORMANCE AT 10.00 ±0.01 VDC EXCITATION, 25°C)				
PRESSURE RANGE (PSI)	MIN	NOM	MAX	UNITS
SPAN (P2>P1) 1 (0-100 PSI)	95	100	105	mV
NULL OFFSET	-2.0	0	+2.0	mV
		TYP		
LINEARITY (BFSL, P2>P1)		0.4	0.6	%SPAN
NULL SHIFT 2 (0 TO 25°C, 25 TO 50°C)		±1.0	±2.0	mV
SPAN SHIFT (P2>P1) 2 (0 TO 25°C, 25 TO 50°C)		±0.5	±1.5	%SPAN
REPEATABILITY & HYSTERESIS		±0.2	-	%SPAN
OVERPRESSURE (P2>P1;P1>P2)		-	250	PSI
ALL PRESSURE RANGES				
EXCITATION VOLTAGE		10	16	VDC
INPUT RESISTANCE	5.5K	7.5K	11.5K	OHMS
OUTPUT RESISTANCE	1.5K	2.5K	3.0K	OHMS
RESPONSE TIME			1.0	ms
TEMPERATURE RANGES				
STORAGE	-55° TO +100°C (-67° TO +212°F)			
OPERATE	-40° TO +85°C (-40° TO +185°F)			
COMPENSATED	0° TO +50°C (+32° TO +122°F)			

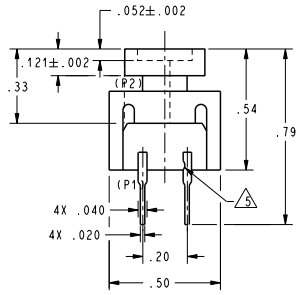

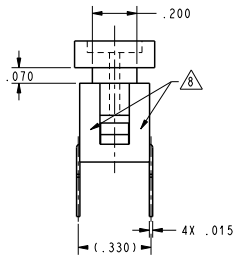

CIRCUIT DIAGRAM

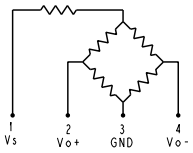

NOTES
1. SPAN IS THE ALGEBRAIC DIFFERENCE BETWEEN OUTPUT AT MAXIMUM RATED OPERATING PRESSURE AND OUTPUT AT 0 PSI
2. TEMPERATURE ERROR IS CALCULATED WITH RESPECT TO 25°C
3 - INPUT MEDIA LIMITED ONLY TO THOSE MATERIALS THAT WILL NOT ATTACK SILICON, THE HOUSING MATERIAL OR SEAL MATERIAL
4 - TERMINALS ARE PLATED FOR SOLDERING (LIMIT SOLDERING TO 315°C FOR 10 SECONDS MAX)
5. PIN 1 IS IDENTIFIED BY NOTCH IN LEAD
6 - SENSOR IS OPERATIONAL OVER VACUUM PRESSURE RANGE
7 - RATIOMETRIC TO SUPPLY VOLTAGE
8. PART BRANDED WITH DATE CODE (YYYYWW) AND "6FF2G". ALTERNATE FORMAT OF CATALOG LISTING BRAND IS THE ENTIRE CATALOG LISTING

REVISIONS			
A	204806 TSP 25SEP01	25 FEB 04	
B	0002314 K.S.T. 22 NOV 03	NDM	
C	0002734 RE 19 DEC 2003	20 FEB 01	
D	0003794 RE 25 FEB 04	SAV	

DRAWING NUMBER 26PCFFS2G PAGE 1 OF 1 RELEASE NO. 202388 REPLACES - ISSUE 5

DRAWN DCS 20 FEB 01 CHECK SAV 20 FEB 01 CHECK NDM 25 FEB 04 CHECK - PTC/CAD 20

THIS DRAWING COVERS A PROPRIETARY ITEM AND IS THE PROPERTY OF MICRO SWITCH, A DIVISION OF HONEYWELL. THIS DRAWING IS NOT TO BE COPIED OR USED WITHOUT THE APPROVAL OF MICRO SWITCH.

MICRO SWITCH a Honeywell Division FED. MFG. CODE 91929

BRIDGE PRESSURE SENSOR

CATALOG LISTING 26PCFFS2G

MASTER REDUCED
ANSI Y14.5M-1982 APPLIES

THIRD ANGLE PROJECTION

SCALE 3:1

DO NOT SCALE PRINT

UNLESS OTHERWISE SPECIFIED TOLERANCES ARE

ONE PLACE	(.0)	±.030
TWO PLACES	(.00)	±.015
THREE PLACES	(.000)	±.005
ANGLES		±

WEIGHT

Downloaded from Elcodis.com electronic components distributor