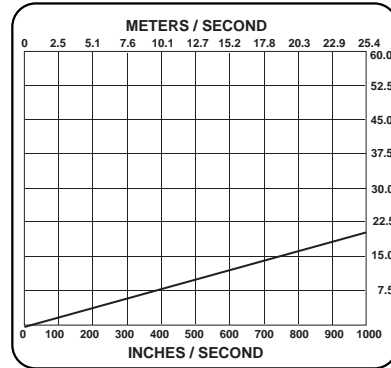




3/8 M12* 3015 SERIES GENERAL PURPOSE VRS SENSORS



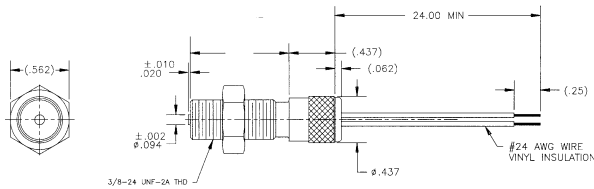
V P/P

FOR GENERAL SPEED SENSING APPLICATIONS WHERE SENSOR SIZE IS OF CONCERN. PERFORMS BEST AT MEDIUM TO HIGH SPEEDS IN ELECTRICALLY NOISY ENVIRONMENTS WITH RELATIVELY SMALL AIR GAPS.

OPTIMUM ACTUATOR: 24 DP (Module 1.06) Ferrous Metal Gear TEST CONDITION: A **VRS Tech Data**

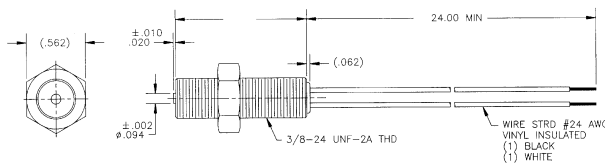
GENERAL SPECIFICATIONS

OUTPUT VOLTAGE: 20V P-P min.	OPER. TEMP. RANGE: -40 to 225F (-40 to 107C)
COIL RESISTANCE: 45 to 65 OHMS	INDUCTANCE: 15 mH max.
POLE PIECE DIA.: .093" (2.36mm)	GEAR PITCH RANGE: 26 DP (Module .98) or Coarser
MIN. SURFACE SPEED: 20 IPS (.50 m/Sec.) Typical	MAX. OPER. FREQ.: 50 KHz Typical
VIBRATION: Meets Mil-Std 202F Method 204D	



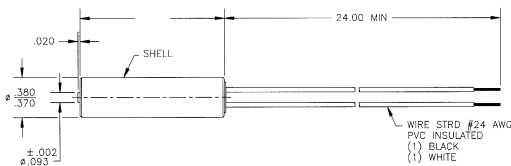
SENSORS WITH 3/8-24 UNF-2A MOUNTING THREAD*,
KNURL, 24" (600mm) LEADS

MODEL	THREAD LENGTH	WEIGHT
3015A	0.8" (20 mm)	1.0 oz. (28 gr.)
3015A17	1.7" (44 mm)	1.2 oz. (35 gr.)
3015A35	3.5" (88 mm)	1.5 oz. (42 gr.)



SENSORS WITH 3/8-24 UNF-2A MOUNTING THREAD*,
24" (600 mm) LEADS

MODEL	THREAD LENGTH	WEIGHT
3015S13	1.2" (30 mm)	1.0 oz. (28 gr.)



SENSORS WITH .375" O.D. SMOOTH SHELL,
24" (600 mm) LEADS

MODEL	SENSOR LENGTH	WEIGHT
3015SS13	1.2" (30 mm)	1.0 oz. (28 gr.)
3015SS25	2.5" (63 mm)	1.5 oz. (42 gr.)

*For Metric Mounting Thread Versions, add "M" as the first character of the model number.
Contact Invensys/Electro for availability and pricing.

Invensys Sensor Systems / Electro Corporation, U.S.A.
Tel. 941-355-8411 www.speed-position.invensys.com Fax 941-355-3120



ISO
9001

Certificate Number: FM37434