

3M™ Mini RFID Pad Model 210

Owner's Manual



Copyright © 2009 3M. All rights reserved.

3M™ Mini RFID Pad Model 210 Owner's Manual, 78-8129-3405-3A

3M is a trademark of 3M.

Contents

- Safety 1**
- EMC compliance 3**
- Overview..... 5**
 - 3M™ Mini RFID Pad Model 210 components 5
 - Specifications..... 5
 - Cleaning the 3M™ Mini RFID Pad Model 210 5
- Install the 3M™ Mini RFID Pad Model 210..... 7**
 - Determine the best placement for the unit 7
 - Connect the hardware 8
- Troubleshooting 9**
- Warranty 11**
- 3M Service 13**

Contents


Safety

Intended use


The 3M™ Mini RFID Pad Model 210 is designed and tested for use with other equipment and software to read and/or program 3M™ RFID tags. These tags are used to identify files, folders, and other items such as books. When used in conjunction with software, the unit can track, monitor, and assist in locating various items equipped with RFID tags. The product has not been evaluated for other uses.

For use with UL/c-UL-listed ITE products only.

Explanation of signal word consequences

 CAUTION	Indicates a potentially hazardous situation, which, if not avoided, may result in minor or moderate injury and/or property damage.
--	--

Explanation of product safety labels

	Do <i>not</i> throw away in normal trash. Dispose of the product according to federal, state, and local requirements.
--	---

CAUTION

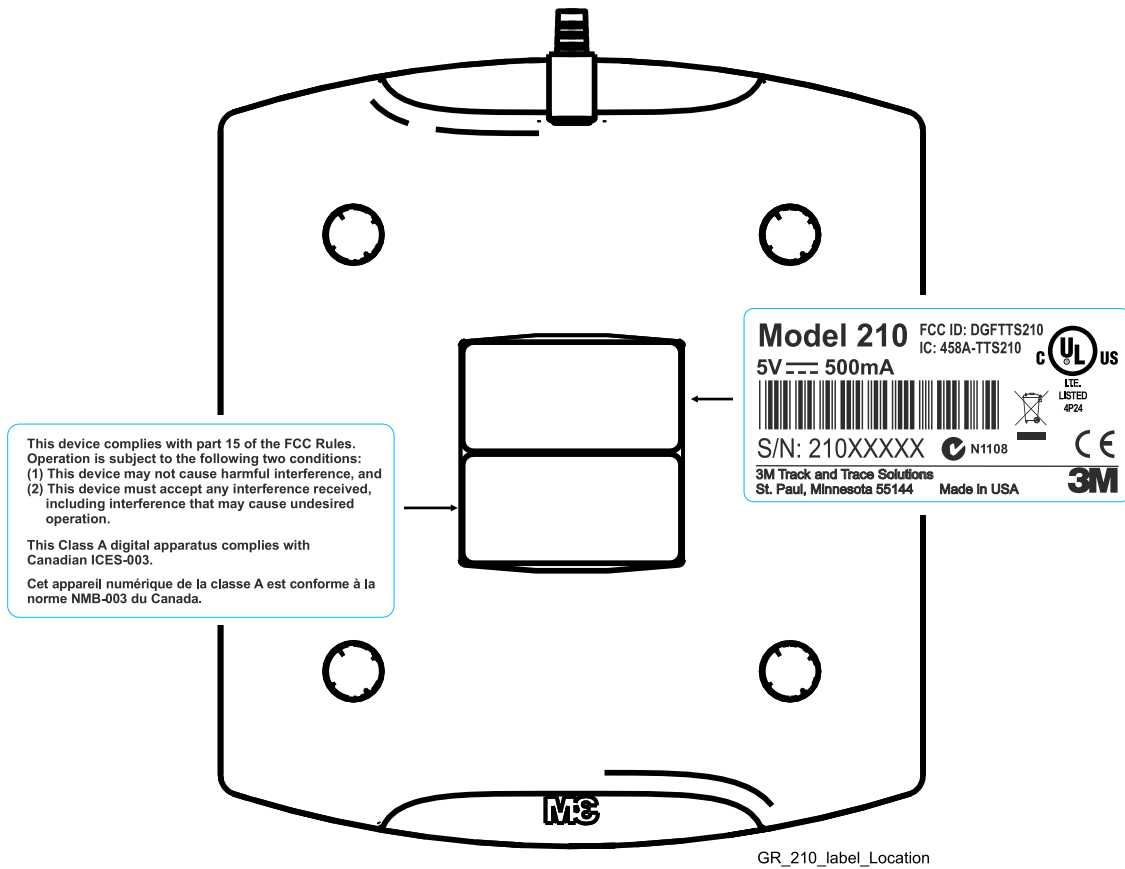
To reduce the risks associated with repeated body movement:

- Operation of the pad may involve repeated body movements. To minimize possibility of Repetitive Stress Injury, avoid prolonged repetitive movements, rest when becoming fatigued, and when possible, alternate job functions with other people. It is recommended that the user avoid awkward reaching for items.

To reduce the risk associated with environmental contamination due to incorrect disposal:

- At the end of service life, dispose of the 3M™ Mini RFID Pad Model 210 according to federal, state, and local requirements.

Label location



EMC compliance

FCC Intentional Radiator Certification

Mini RFID Pad Model 210	FCC ID:DGFTTS210.
--------------------------------	-------------------

This equipment contains an intentional radiator approved by the FCC under the FCC ID numbers shown above. This device complies with Part 15 of the FCC rules. Operation is subject to the following two conditions: (1) This device may not cause harmful interference, and (2) this device must accept any interference received, including interference that may cause undesirable operation.

NO MODIFICATION: Modifications to this device shall not be made without the written consent of the 3M Company. Unauthorized modifications may void the authority granted under Federal Communications Commission rules permitting the operation of this device.

Industry Canada radio frequency rules and regulations

This Class A digital apparatus meets all requirements of the Canadian Interference-Causing Equipment Regulations.

Cet appareil numérique de la classe A respecte toutes les exigences du Règlement sur le matériel brouilleur du Canada.

CANADA : 458A-TTS210

Operation is subject to the following two conditions: (1) this device may not cause interference, and (2) this device must accept any interference received, including interference that may cause undesired operation of the device.

EMC compliance Europe

This equipment complies with the requirements of the RTTE and EMC directives.

Overview

The 3M™ Mini RFID Pad Model 210 is used with other equipment and software to read and/or program RFID tags. These tags are used to identify files, folders, and other items such as books. When used in conjunction with pad software, the unit can track, monitor, and assist in locating various items equipped with RFID tags.

3M™ Mini RFID Pad Model 210 components

The 3M™ Mini RFID Pad Model 210 includes the following components:

- The 3M™ Mini RFID Pad Model 210
- USB cable - connects the 3M™ Mini RFID Pad Model 210 to a customer-supplied computer

Specifications

3M™ Mini RFID Pad Model 210

Dimensions	Length: 7.21 in. (18.3 cm) Width: 6.44 in. (16.3 cm) Height: 0.6 in. (1.5 cm)
Read Range	At least 6 in. (15.2 cm) with the tag in the center of the pad <hr/> Tip: Metal surfaces within two inches of the pad will reduce the pad's read range. <hr/>
Weight	16 oz. (454 g)
Environmental	Operating temperature range: 50°F to 104°F (10°C to 40°C) Storage temperature range: -40°F to 131°F (-40°C to 55°C) Humidity: 0% to 85% RH, non-condensing

Cleaning the 3M™ Mini RFID Pad Model 210

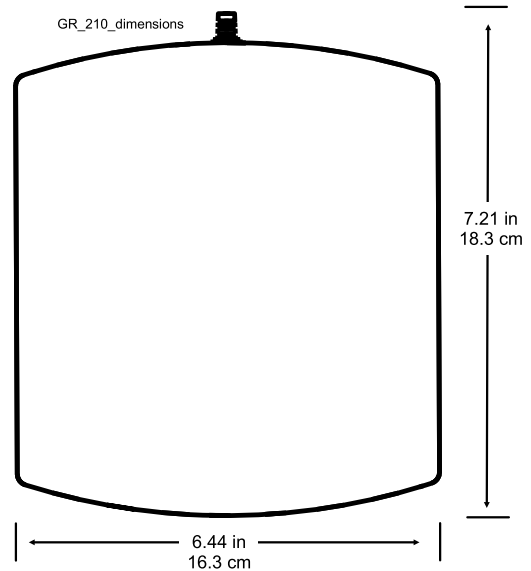
DO *not* use any abrasive cleaners on the pad. Gently rub the pad with a soft cloth dampened with a mild cleaning solution.

Overview

Install the 3M™ Mini RFID Pad Model 210

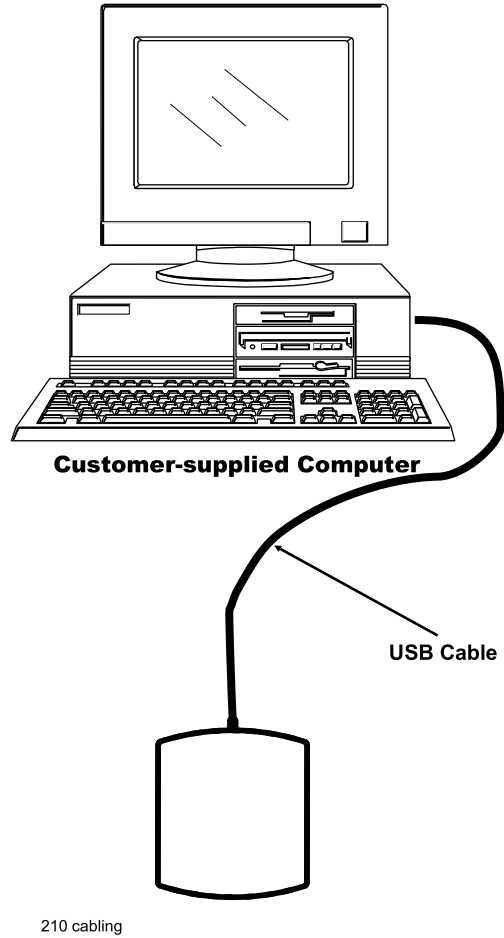
Determine the best placement for the unit

- Place the 3M™ Mini RFID Pad Model 210 on a flat, non-metallic surface in a convenient location. For best performance, make sure that the unit is at least 2 in. (5 cm) away from any metal surface, keeping in mind that some desks and tables may have metal parts underneath the surface. If necessary, the unit can be as close as 1.0 in. (2.5 cm) to a metal surface. This will reduce the read range.
- Place the 3M™ Mini RFID Pad Model 210 close enough to the computer so that the user can hear the verification sounds. The computer generates the unit's audible and visual cues.



Connect the hardware

Use the illustration to connect the hardware.

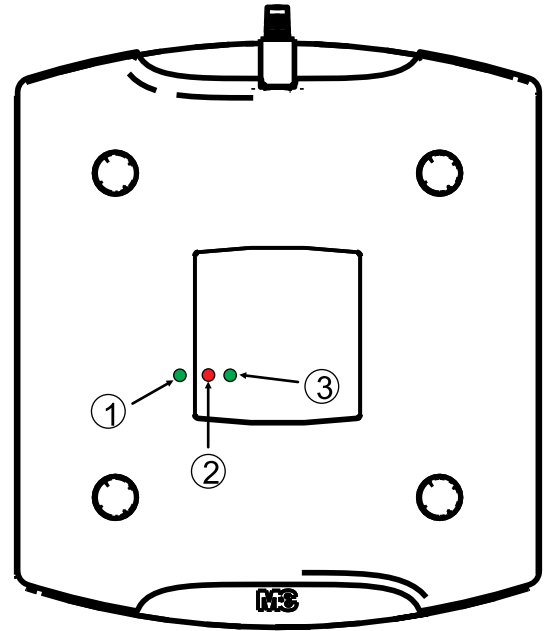


Troubleshooting

Introduction to the LEDs on the bottom of the unit

The following is a brief introduction to the LEDs that are located on the bottom of the unit, which will aid in troubleshooting.

1. Solid green when the unit is powered on.
2. Blinking red when communicating with software.
3. Blinking green when the firmware is working and the unit is waiting for a command.



GR_210_LEDs

Tags are not read

Here are some things to try:

- Make sure that the items that you are trying to read are equipped with 3M RFID tags.
- Make sure that the unit's green power light is flashing, indicating that the reader has power. If the power light is NOT flashing, check the USB connection.
- Make sure that the reader's red communications light is flashing to indicate that it is communicating with the software. If the communications light is not flashing, make sure the software (delivered with your system) is installed and running on your computer.

Read range is reduced (less than 4 in.)

- Check to make sure that the unit is at least two inches (15 cm) from any metal surfaces. Some locations may have hidden metal surfaces and components. Try moving the pad to a different location to see if the read range improves.
- Make sure that the item's tags are placed in the center of the unit.

Tags not always read

- Make sure that you are not trying to read blank, invalid, or disabled tags.
- Make sure that the tags are within the read range.
- Make sure that the item's tags are placed near the center of the unit (not hanging off the side).

Warranty

Effective 12-12-05

One Year Library Systems Product Performance Guarantee: Subject to the Limitation of Liability below, 3M guarantees your satisfaction with the performance of any 3M Library System Product for 12 months from the date of installation provided that a) you are the original purchaser; b) you have executed a one (1) year 3M Service Agreement for maintenance of the Library System product; and c) the product has not been subjected to abuse, misuse, accident or neglect. Performance means the product meets 3M published product specifications. If you are not completely satisfied with the performance of your Library System Product, you may return the Library System product for a prompt refund. 3M will pay all reasonable de-installation and shipping charges to return the product to 3M. Note that all claims under this guarantee must be submitted to 3M within 12 months from the date of installation of the 3M Library Systems Product. Failure to submit a claim within this time frame will invalidate this guarantee. **IMPORTANT:** Consumables and non-3M branded products are excluded from this Guarantee.

Warranty and Limited Remedy for Non-Software Library Systems Products Not Covered by Performance Guarantee: Unless stated otherwise in 3M product literature or packaging, 3M warrants that each 3M Library Systems Product meets the applicable specifications for a period of ninety (90) days from the date of shipment (or, in the case of hardware installed by 3M, from the date of installation). Any warranties related to 3M software are contained in separate 3M software licenses. Consumables and non-3M branded products are excluded from this Warranty and Limited Remedy.

3M MAKES NO OTHER GUARANTEES, WARRANTIES OR CONDITIONS, EXPRESS OR IMPLIED, INCLUDING, BUT NOT LIMITED TO, ANY IMPLIED WARRANTY OR CONDITION OF MERCHANTABILITY OR FITNESS FOR A PARTICULAR PURPOSE OR ANY IMPLIED WARRANTY OR CONDITION ARISING OUT OF A COURSE OF DEALING, CUSTOM OR USAGE OF TRADE. You are responsible for determining whether the 3M product is fit for a particular purpose and suitable for your application. If the 3M product is defective within the warranty period and provided that a) the product has not been subjected to abuse, misuse, accident or neglect and b) you have notified 3M within thirty (30) days after the defect was discovered, your exclusive remedy and 3M's and seller's sole obligation will be, at 3M's option, to replace or repair the defective 3M product.

***Limitation of Liability:* EXCEPT WHERE PROHIBITED BY LAW, 3M AND SELLER WILL NOT BE LIABLE FOR ANY LOSS OR DAMAGE ARISING FROM 3M LIBRARY SYSTEMS, WHETHER DIRECT, INDIRECT, SPECIAL, INCIDENTAL OR CONSEQUENTIAL, REGARDLESS OF THE LEGAL THEORY ASSERTED, INCLUDING WARRANTY, CONTRACT, NEGLIGENCE OR STRICT LIABILITY.**

Guarantee and Warranty Claims: For guarantee and warranty claims, and for service, contact our service representatives at 1-800-328-0067

**Track and Trace Solutions
3M Center Building 225-4N-14
St. Paul, MN 55144-1000**

Ver121205

Warranty

3M Service

To locate service telephone numbers, see your 3M software manual.

**Track and Trace Solutions
3M Center, Building 225-4N-14
St. Paul, Minnesota
55144-1000**