

ConnectPort® X Gateways

XBee® to IP Gateway Family

Gateways manage XBee WPANs and provide IP-to-application connectivity with secure cellular, Wi-Fi, WiMAX and Ethernet options.



Overview

ConnectPort X gateways provide IP network connectivity for end point devices in wireless XBee networks. Gateways collect end node data, process it, and send it to a parent application using cellular, WiMAX, Wi-Fi or Ethernet connections. Available in multiple configurations and supporting a wide range of applications, ConnectPort X gateways are ideal for centralized data collection and communication in geographically diverse applications.


The Python® development environment, built into all ConnectPort X gateways, enables users to customize their application locally within the gateway. This easy-to-use universal programming language allows complete control of device connections, data manipulation and event based actions.

ConnectPort X gateways are compatible with XBee adapters, XBee modules and XBee accessories, providing users with unparalleled flexibility and end-to-end communication between devices.

Related Products



iDigi Solutions



Modules



Adapters



Dev Kits

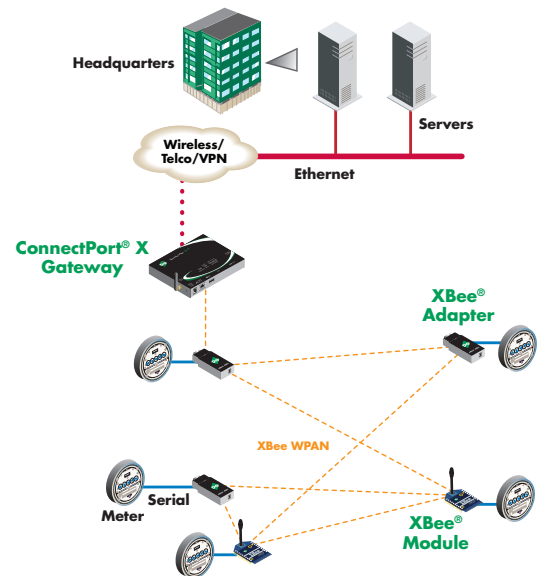


Range Extenders



Sensors

Application Highlight



Features/Benefits

- Cellular, WiMAX, Wi-Fi and Ethernet IP options
- Wireless XBee to IP gateway supports numerous XBee protocols
- Multiple form factors and configuration options for a wide range of applications
- Easy-to-use Python development environment for custom applications
- IPsec and SSL VPNs on WAN connections with DES, 3DES or AES encryption
- 128-bit AES encryption on mesh network
- Enclosed PCIe module to reduce breakage/theft



www.digi.com

General		
Management	HTTP/HTTPS web interface, Password access control, IP service port control, Optional secure enterprise management via iDigi	
Protocols	UDP/TCP, DHCP, SNMPv1	
LEDs	Ethernet status, power, cellular link/activity, signal strength (4 bars), ZigBee link/activity, Wi-Fi link/activity	Ethernet status, power, ZigBee link/activity
Security	SSL tunnels, SSHv2, FIPS 197 (serial port)	SSL tunnels
VPN	IPsec with IKE/ISAKMP, multiple tunnel support, DES, 3DES and up to 256-bit AES encryption, VPN pass-through, GRE forwarding	N/A
Dimensions (L x W x H)	5.25 in x 3.35 in x 1.00 in (13.33 cm x 8.50 cm x 2.54 cm)	5.50 in x 2.75 in x 1.13 in (13.9 cm x 7.0 cm x 2.9 cm)
Weight	0.75 lb (0.34 g)	0.44 lb (0.20 kg)
Antenna		
XBee Antenna	4" dipole (Ethernet models), 4" dipole with 2' cable, tabletop mountable (GPRS models)	4" dipole
Wi-Fi (optional)	4" dipole with 2' cable, tabletop mountable	
Cellular (optional)	7" dipole	N/A
Interfaces		
USB	1 powered USB Type A connector (Host)	N/A
Cellular	EV-DO/1xRTT or HSDPA/EDGE/GPRS PCI Express modules (1)	N/A
WiMax	WiMAX (802.16e-2005); 2.3-2.7 GHz (WF3A Profile); Wave2; S-OFDMA MIMO; QPSK, 16 QAM, 64 QAM; 5/10 MHz bandwidth UL/DL	N/A
Serial		
Ports	1 RS-232 DB-9M serial port	N/A
Throughput	Up to 230 Kbps	N/A
Signal Support	TXD, RXD, RTS, CTS, DTR, DSR and DCD	N/A
Ethernet		
Ports	1 RJ-45 port	
Physical Layer	10/100Base-T	
Data Rate	10/100 Mbps (auto-sensing)	
Mode	Full or half duplex (auto-sensing)	

Specifications

ConnectPort® X4

ConnectPort® X2

Wi-Fi (802.11b/g)

Frequency	2.4 GHz	
Data Rate	Up to 54 Mbps with automatic rate fallback	Up to 11 Mbps w/fallback
Modulation	DBPSK (1 Mbps), DQPSK (2 Mbps), CCK (11,5.5 Mbps), BPSK (6,9 Mbps), QPSK (12,18 Mbps), 16-QAM (24,36 Mbps), 64-QAM (48, 54 Mbps)	DBPSK (1 Mbps), DQPSK (2 Mbps), CCK (11,5.5 Mbps)
Transmit Power	15 dBm \pm 2 dBm	16 dBm typical
Receiver Sensitivity	-71 dBm @ 54 Mbps; -81 dBm @ 11 Mbps; -88 dBm @ 6 Mbps; -93 dBm @ 1 Mbps	-82 dBm @ 11 Mbps
Connector	1 x RP-SMA	
Modes	Ad-hoc & AP Client Modes only; Access Point Mode not supported	

Power Requirements

Power Input	6-30VDC	9-30VDC
Power Supply	12VDC power supply for 0° C to 60° C (32° F to 140° F) with locking barrel connector included; extended temperature power supply available separately	
Power Consumption	Idle: 1.5 W, Max: 10.4 W	Idle: 1.2 W, Max: 3.4 W
Surge Protection (with included power supply)	4 kV burst (EFT) per-4-4, 2 kV surge per EN61000-4	

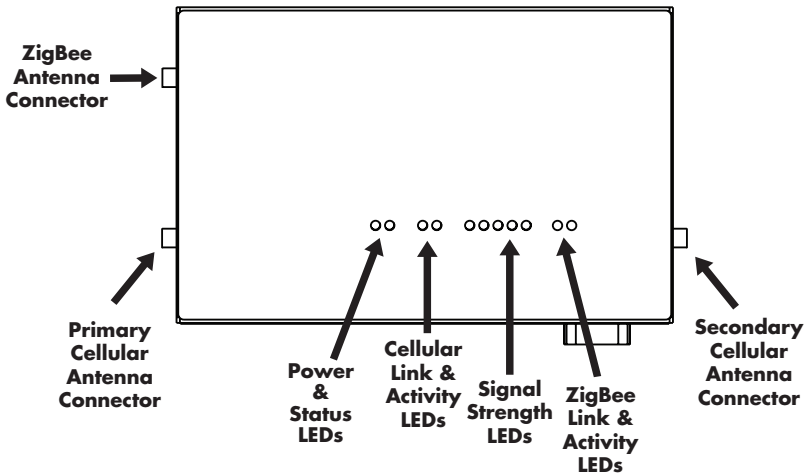
Environmental

Operating Temperature	-30° C to +70° C (-22° F to +158° F)	
Relative Humidity	5% to 95% (non-condensing)	
Ethernet Isolation	1500VAC min per IEEE802.3/ANSI X3.263	
Serial Port Protection (ESD)	+15 kV Air Gap and +8 kV contact discharge per IEC 1000-4-2	N/A

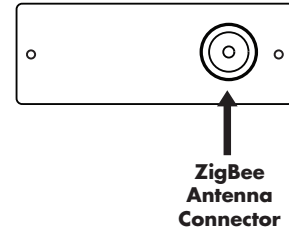
Regulatory Approvals

Safety	UL 60950, CSA 22.2 No. 60950, EN60950	EN60950
Emissions/Immunity	CE, FCC Part 15 (Class A), AS/NZS CISPR 22, EN55024, EN55022, Class A	CE, FCC Part 15 (Class A)
Mobile Certifications - CDMA/EV-DO	CDG, TIA/EIA-690, TIA/EIA-98-E	N/A
Mobile Certifications - GSM/UMTS	PTCRB, NAPRD.03, GCF-CC, R&TTE, EN 301 511	N/A

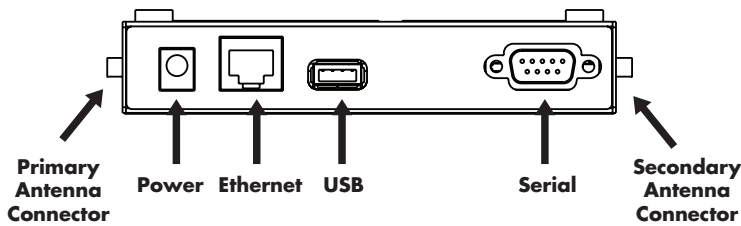
ConnectPort X4 - Top



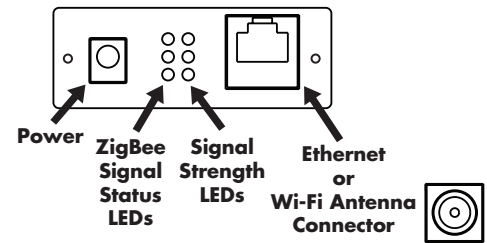
ConnectPort X2 - Side



ConnectPort X4 - Front



ConnectPort X2 - Side



Visit www.digi.com for part numbers.

DIGI SERVICE AND SUPPORT - You can purchase with confidence knowing that Digi is here to support you with expert technical support and a strong five-year warranty. www.digi.com/support

Digi International
877-912-3444
952-912-3444
info@digi.com

Digi International France
+33-1-55-61-98-98
www.digi.fr

Digi International KK
+81-3-5428-0261
www.digi-intl.co.jp

Digi International (HK) Limited
+852-2833-1008
www.digi.cn



91001411
E1/1010

BUY ONLINE • www.digi.com

© 2007-2010 Digi International Inc. All rights reserved. Digi, Digi International, the Digi logo, the Making Wireless M2M Easy logo, ConnectPort and XBee are trademarks or registered trademarks of Digi International Inc. in the United States and other countries worldwide. All other trademarks are the property of their respective owners. All information provided is subject to change without notice.

