





Radio Controller Boards

development boards _ development kits




Atmel MCU Wireless Solution Partner
868 MHz | 915 MHz | 2.4 GHz
ZigBee® | 6LoWPAN | RF4CE
IEEE 802.15.4

Radio Controller Boards [RCB] | Radio Extender Boards [REB]



Module	Type	Frequency	Range	CPU	Data rate	Transceiver	Antenna	Antenna diversity	Transmitting power	Receiver sensitivity	Interfaces
RCB230 V3.2	Module	2.4 GHz	500 m	ATmega 1281	250 kBps	AT86RF230	onboard	no	+6 dBm	-104 dBm	I2C, UART, A/D, I/O, ISP, JTAG, EBI
RCB230SMA V3.3.1	Module	2.4 GHz	300 m	ATmega 1281	250 kBps	AT86RF230	external (SMA Jack)	no	+3 dBm	-100 dBm	I2C, UART, A/D, I/O, ISP, JTAG, EBI
RCB231 V4.0.2	Module	2.4 GHz	500 m	ATmega 1281	250, 500, 1000, 2000 kBps	AT86RF231	onboard	no	+5 dBm	-103 dBm	I2C, UART, A/D, I/O, ISP, JTAG, EBI
RCB231ED V4.1.1	Module	2.4 GHz	300 m	ATmega 1281	250, 500, 1000, 2000 kBps	AT86RF231	onboard chip	yes	+1 dBm	-98 dBm	I2C, UART, A/D, I/O, ISP, JTAG, EBI
RCB231LPA V4.3.2	Module	2.4 GHz	2.000 m	ATmega 1281	250, 500, 1000, 2000 kBps	AT86RF231	external (SMA Jack)	no	+19 dBm	-103 dBm	I2C, UART, A/D, I/O, ISP, JTAG, EBI
RCB212SMA V5.3.2	Module	868/915 MHz	500 m	ATmega 1281	20, 40, 100, 200, 250, 400, 500, 1000 kBps	AT86RF212	external (SMA Jack)	no	+8 dBm	-108 dBm	I2C, UART, A/D, I/O, ISP, JTAG, EBI
RCB128RFA1 V6.3.1	Module	2.4 GHz	300 m	ATmega 128RFA1	250, 500, 1000, 2000 kBps	ATmega 128RFA1	external (SMA Jack)	no	+2,5 dBm	-104 dBm	I2C, UART, A/D, I/O, ISP, JTAG, EBI
RCB231SMA mega256 V4.4.0	Module	2.4 GHz	300 m	ATmega 2561V	250, 500, 1000, 2000 kBps	AT86RF231	external (SMA Jack)	no	+1,5 dBm	-101 dBm	I2C, UART, A/D, I/O, ISP, JTAG, EBI
REB230 V2.3	Transceiver	2.4 GHz	500 m	no	250 kBps	AT86RF230	external (SMA Jack)	no	+3 dBm	-100 dBm	SPI
REB231 V4.0.2	Transceiver	2.4 GHz	500 m	no	250, 500, 1000, 2000 kBps	AT86RF231	external (SMA Jack)	no	+3 dBm	-100 dBm	SPI
REB231ED V4.1.1	Transceiver	2.4 GHz	300 m	no	250, 500, 1000, 2000 kBps	AT86RF231	onboard	yes	+3 dBm	-100 dBm	SPI
REB212 V5.0.2	Transceiver	868/915 MHz	300-500 m	no	20, 40, 100, 200, 250, 400, 500, 1000 kBps	AT86RF212	external (SMA Jack)	no	+8 dBm	-108 dBm	SPI



Development Boards

Board	Application
Sensor Terminal Board (STB)	startup board with RCB interface, USB, LEDs, buttons
RCB Breakout Board (BB)	startup board with RCB interface
RCB Breakout Board light	startup board with RCB interface



Development Kits

Kit	Used for
WSN demo kit	evaluating wireless sensor networks
STB starter kit 2.4 GHz	RCB230 V3.2 adaption and startup
STB starter kit 868/915 MHz	RCB212 adaption and startup

Accessories for modules and network solutions (antennas, cables and adapters) you will find in our online shop (http://www.dresden-elektronik.de/shop/cat4_31.htm)

Contact: dresden elektronik ingenieurtechnik gmbh | Enno-Heidebroek-Str. 12 | 01237 Dresden | GERMANY | phone +49 351 - 3 18 50-0 | fax -10 | www.dresden-elektronik.de | **Mail:** wireless@dresden-elektronik.de