

"High Frequency Ceramic Solutions"

898 MHz Directional Coupler

P/N 0898CP14A035

Detail Specification 02/19/2003

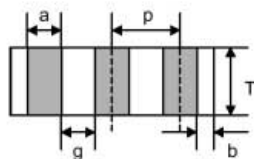
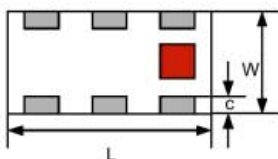
Page 1 of 2

Part Number	Frequency (MHz)	Insertion Loss	Return Loss	Coupling	Isolation
0898CP14A035_	880 - 915	0.28 dB max	15.6 dB min.	18 ± 1.0 dB	26.0 dB min.

Input Power	Impedance	Operating Temperature Range	Reel Qty
3 Watts max	50 Ω	-40 to +85°C	4000

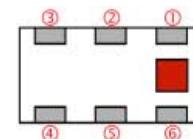
Mechanical Dimensions

	L	W	T	a	b	c	g	p
Inches	0.063 ± .004	0.032 ± .004	0.024 ± .004	.008 ± .004	0.008 ± .004/-0.006	.006 ± .004	0.012 ± .004	0.020 ± .002
mm	1.6 ± 0.1	0.80 ± 0.1	0.60 ± 0.1	0.20 ± 0.1	0.20+0.1/-0.15	0.15 ± 0.1	0.30 ± 0.1	0.50 ± 0.05



Terminal Configuration

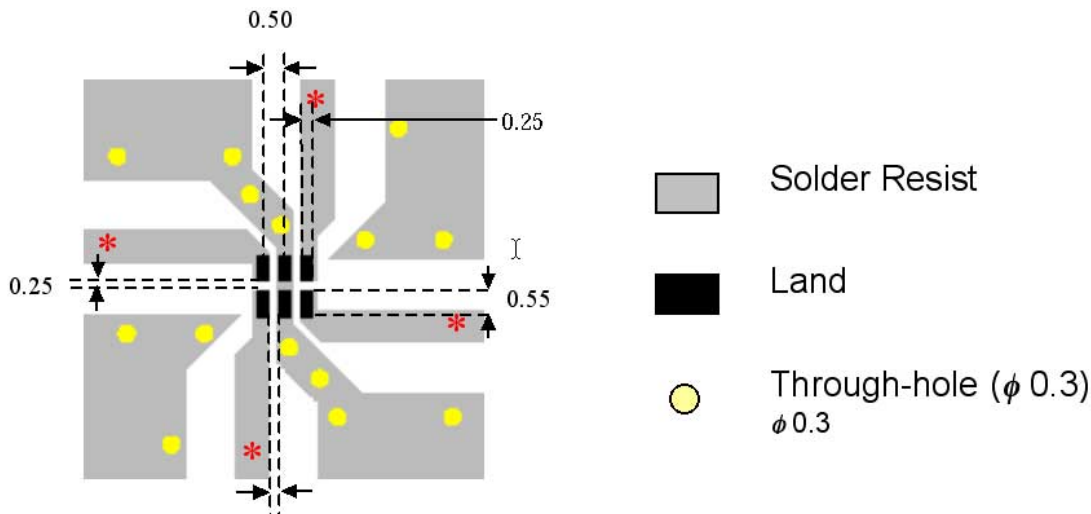
1	IN	4	Termination
2	GND	5	GND
3	Coupled Out	6	Main Out



Mounting Considerations

Mount these devices with brown colored side facing up. * Line width should be designed to provide 50Ω impedance matching characteristics.

Units: mm



Johanson Technology, Inc. reserves the right to make design changes without notice.
All sales are subject to Johanson Technology, Inc. terms and conditions.

"High Frequency Ceramic Solutions"

898 MHz Directional Coupler

Detail Specification 02/19/2003

P/N 0898CP14A035

Page 2 of 2

