



Specification

SPECIFICATION

Part No. : **GP.1575.25.2.A.02**

Specification No : **GP.25B (DA15750)**

Product Name : **2mm GPS Patch Antenna**

Features : 25mm*25mm*2mm
ROHS Compliant

:



REVISION STATUS

Version	Date	Page	Revision Description	Prepared	Approved
01	Jan 03 rd 2007	All	New format	TW Product Centre	Ronan Quinlan
02	Apr 19 th 2010	All	Cosmetic Change	TW Product Centre	Ronan Quinlan

© All Rights Reserved

Taoglas Limited, Unit 7 Peare Campus, Moyne Business Park, Enniscorthy, Co. Wexford, Ireland
info@taoglas.com

+353 53 9169500

www.taoglas.com



Specification

1.0 Introduction

This miniaturized ceramic GPS patch antenna is based on smart **XtremeGain™** technology. It is mounted via pin and double-sided adhesive and has been selected as optimal solution for the customer device environment.

2.0 Key Antenna Performance Indicators

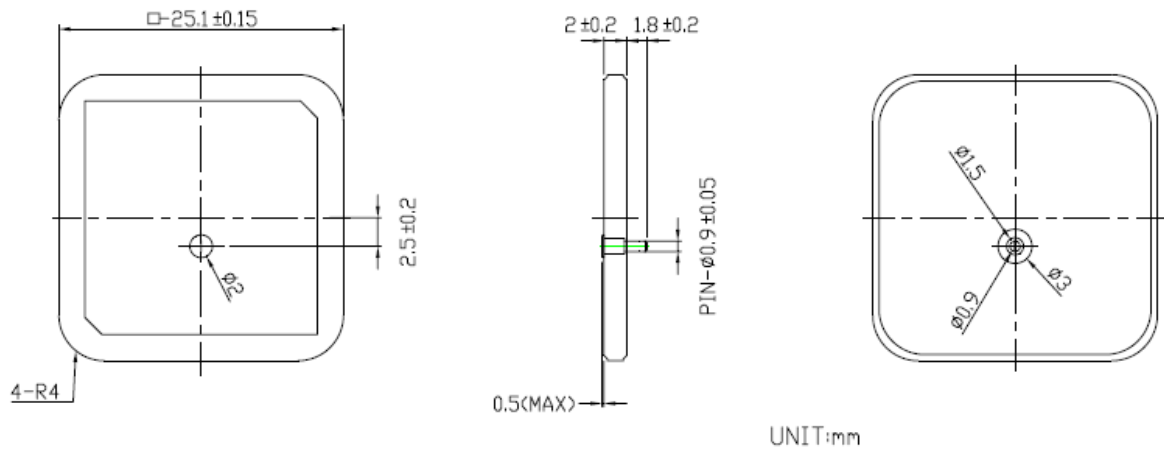
Original Patch Specification tested on 35mm ground plane

No	Parameter	Specification	
1	Range of Receiving Frequency	1575.42MHz +/- 1.023MHz	
2	Center Frequency	1575MHz ± 3MHz when tested on a 35mm ² Ground Plane	
3	Bandwidth	5 MHz min Return Loss <-10dB	
4	VSWR	1.5 max	Center Frequency
5	Gain at Zenith	+2.0 dBic typ.	
6	Gain at 10° elevation	-4.0 dBic typ.	
7	Axial Ratio	3.0 dB max	
8	Polarization	Right Hand Circular Polarization	
10	Frequency Temperature Coefficient (τ_f)	0 ± 20ppm	-40°C to +85°C
11	Operating Temperature	-40°C to +85°C	

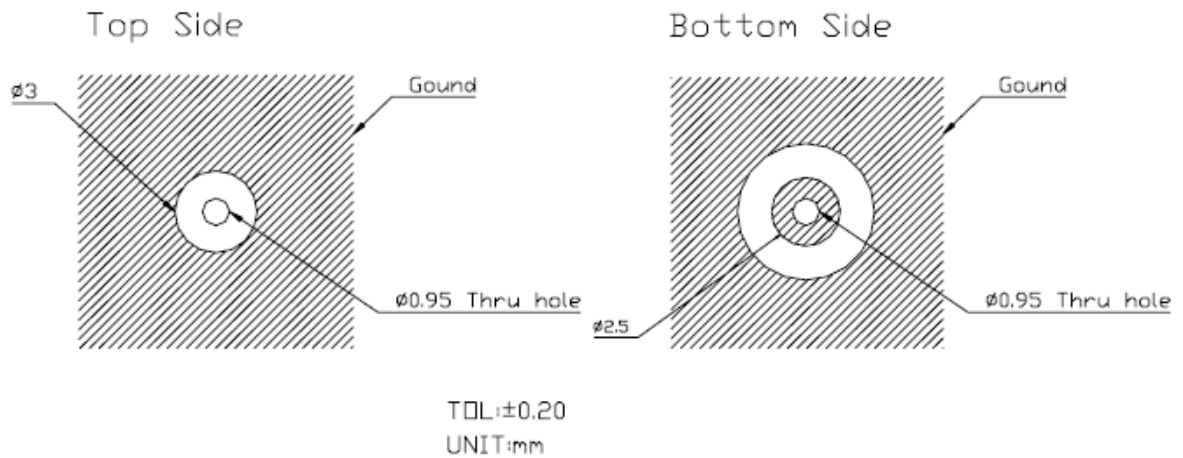


3.0 Mechanical Specifications

3.1 Dimensions and Drawing



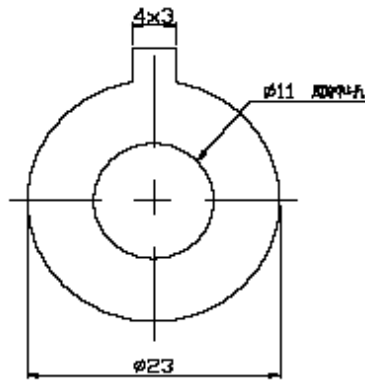
3.2 Layout Dimension





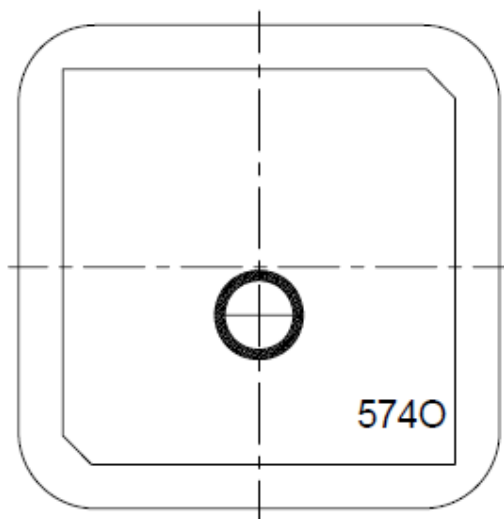
Specification

3.3 Double-Sided Adhesive Specification



- 1. NITTO : NO.5015
- 2. Double-coated adhesive tape for industrial use
- 3. Thickness : 0.12mm

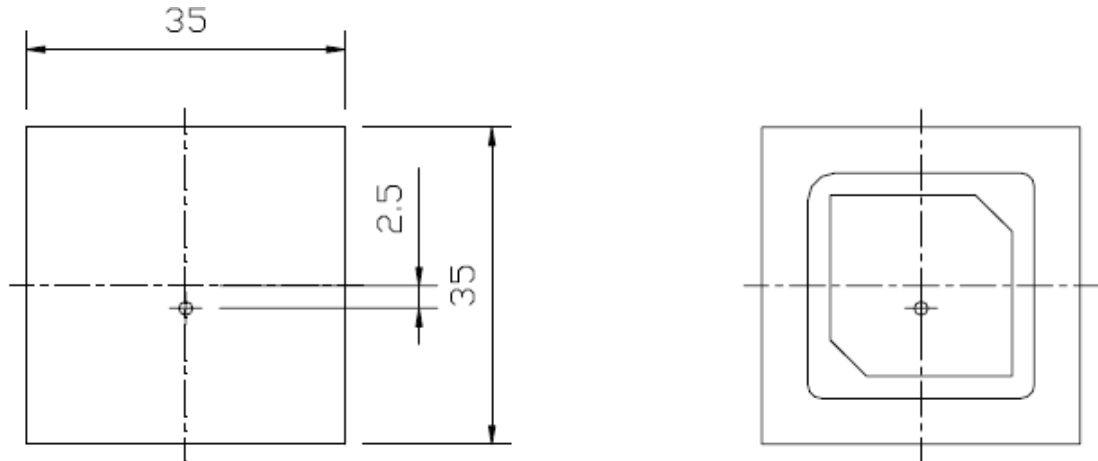
3.4 Markings



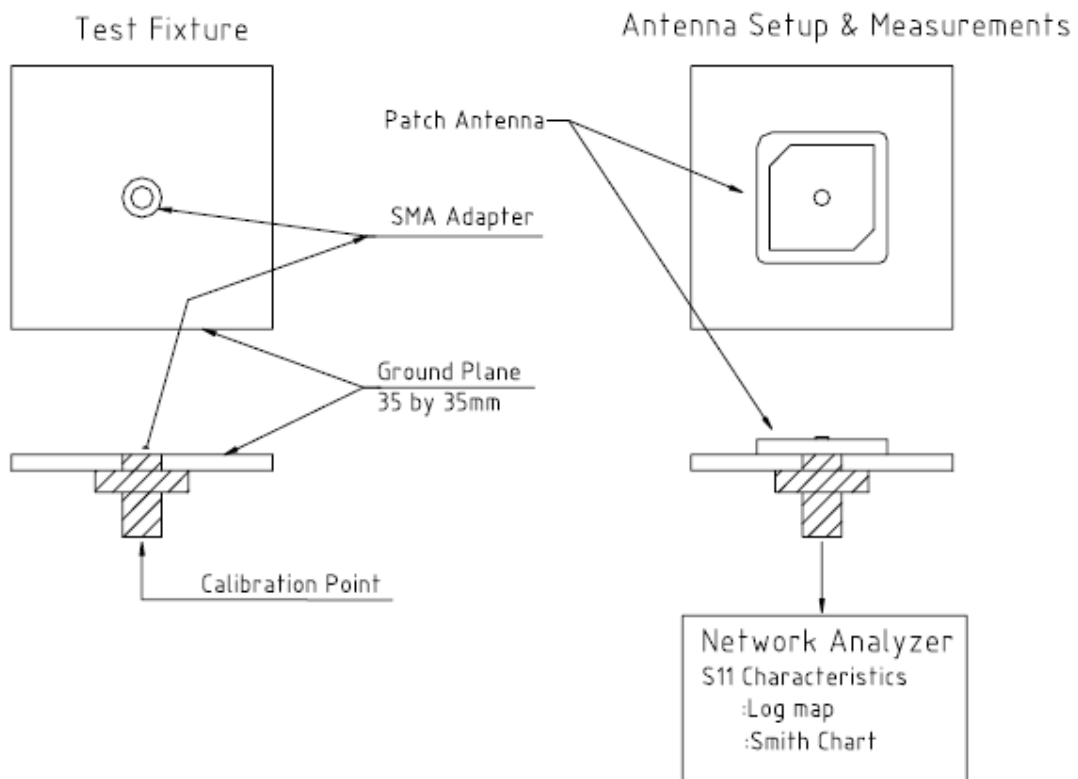


Specification

3.5 Test Jig and Dimension

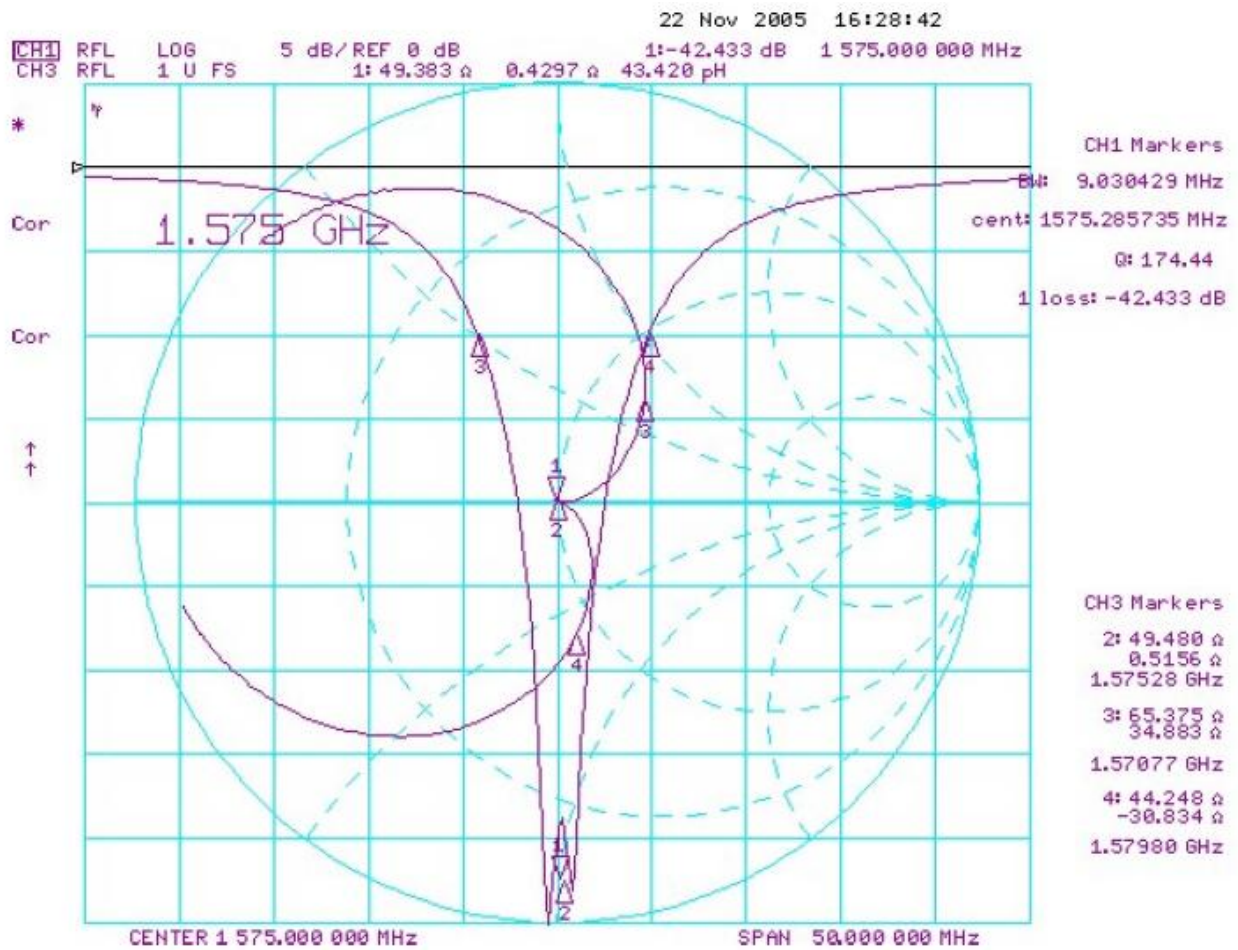


3.6 Test Fixture Antenna Setup and Measurements





4.0 Performance testing and results



4.1 Precautions for Use

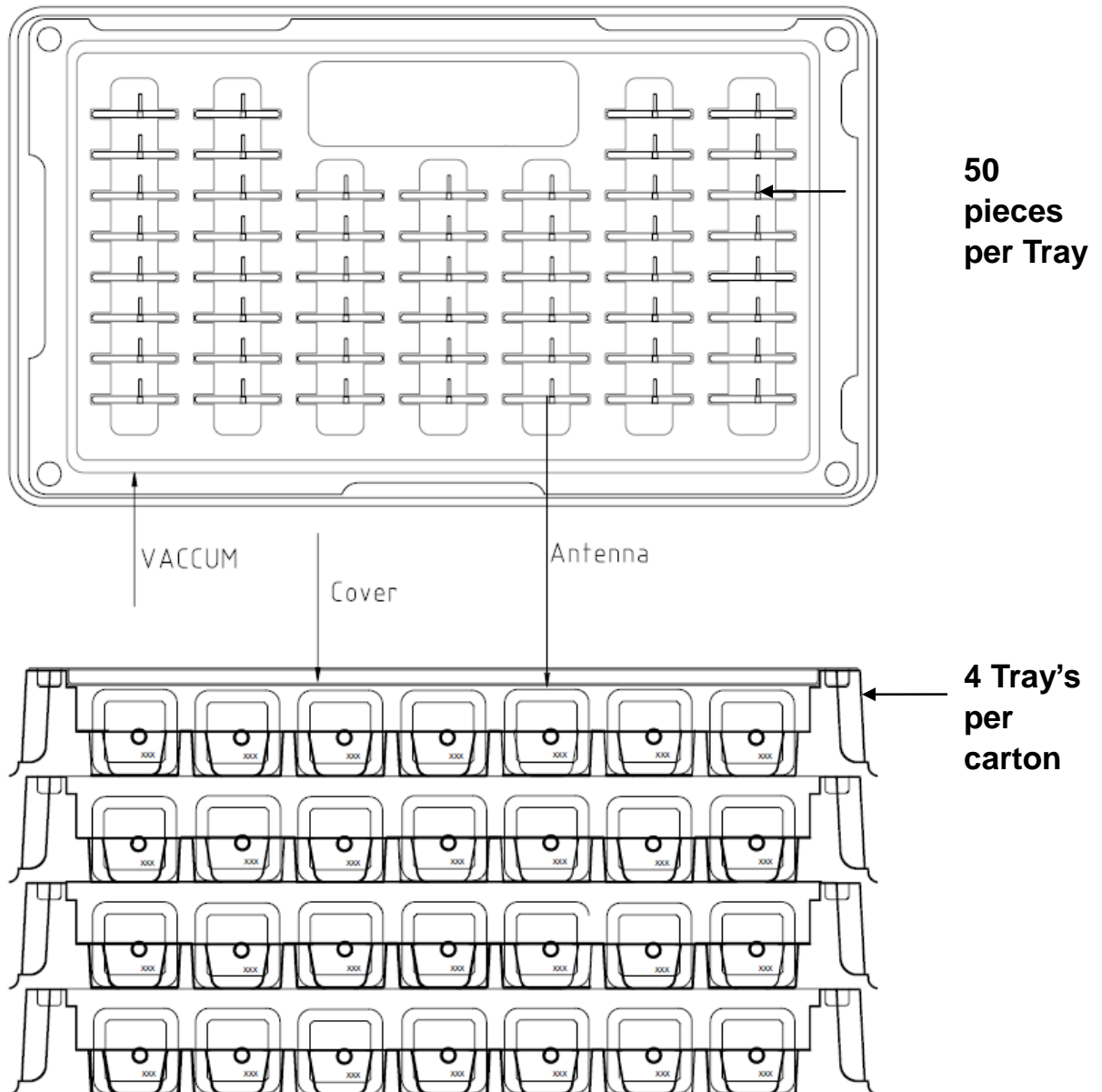
- Antenna pattern use a silver electrode.
- Please don't use the corrosion gas (sulfur gas, chlorine gas) in the atmosphere.
- Please don't direct solder onto the silver electrode of Antenna pattern.



Specification

5.0 Packaging

- Per Tray: 50 pieces
- Per Carton(Inside Box) – 4 Trays = 200 pieces
- Outer Carton (Outside Box)– 4 Cartons = 800 pieces





Specification

