

# "High Frequency Ceramic Solutions"

## 2.45 GHz Antenna

P/N 2450AT43A100

Detail Specification: 12/21/03

Page 1 of 3

### General Specifications

Part Number	2450AT43A100
Frequency Range	2400 - 2500 Mhz
Peak Gain	2.0 dBi typ. (XZ-V)
Average Gain	0.5 dBi typ. (XZ-V)
Return Loss	9.5 dB min.

Input Power	3W max.
Impedance	50 $\Omega$
Operating Temperature	-40 to +85°C
Reel Quantity	1,000

No.	Function	Terminal Configuration
1	Feeding Point	
2	NC	

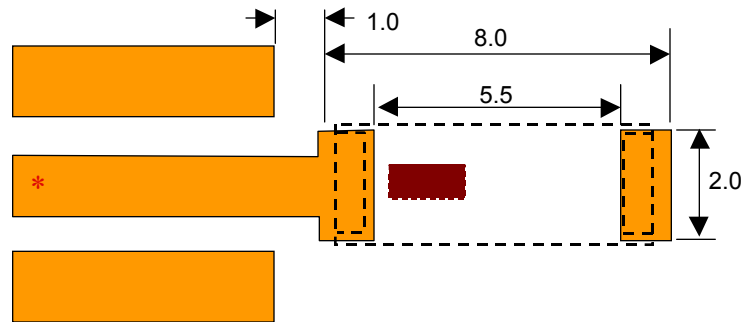
### Mechanical Dimensions

	In	mm	
L	0.276 $\pm$ 0.008	7.00 $\pm$ 0.20	
W	0.079 $\pm$ 0.008	2.00 $\pm$ 0.20	
T	0.047 $\pm$ 0.008	1.20 $\pm$ 0.1/-0.2	
a	0.020 $\pm$ 0.012	0.50 $\pm$ 0.30	

### Mounting Considerations

Mount these devices with brown mark facing up. Units: mm

\* Line width should be designed to provide 50 $\Omega$  impedance matching characteristics.



(Matching components, if used, will vary in value depending on PCB layout)

Johanson Technology, Inc. reserves the right to make design changes without notice.

All sales are subject to Johanson Technology, Inc. terms and conditions.



[www.johansontechnology.com](http://www.johansontechnology.com)

931 Via Alondra • Camarillo, CA 93012 • TEL 805.389.1166 FAX 805.389.1821

2003 Johanson Technology, Inc. All Rights Reserved

# "High Frequency Ceramic Solutions"

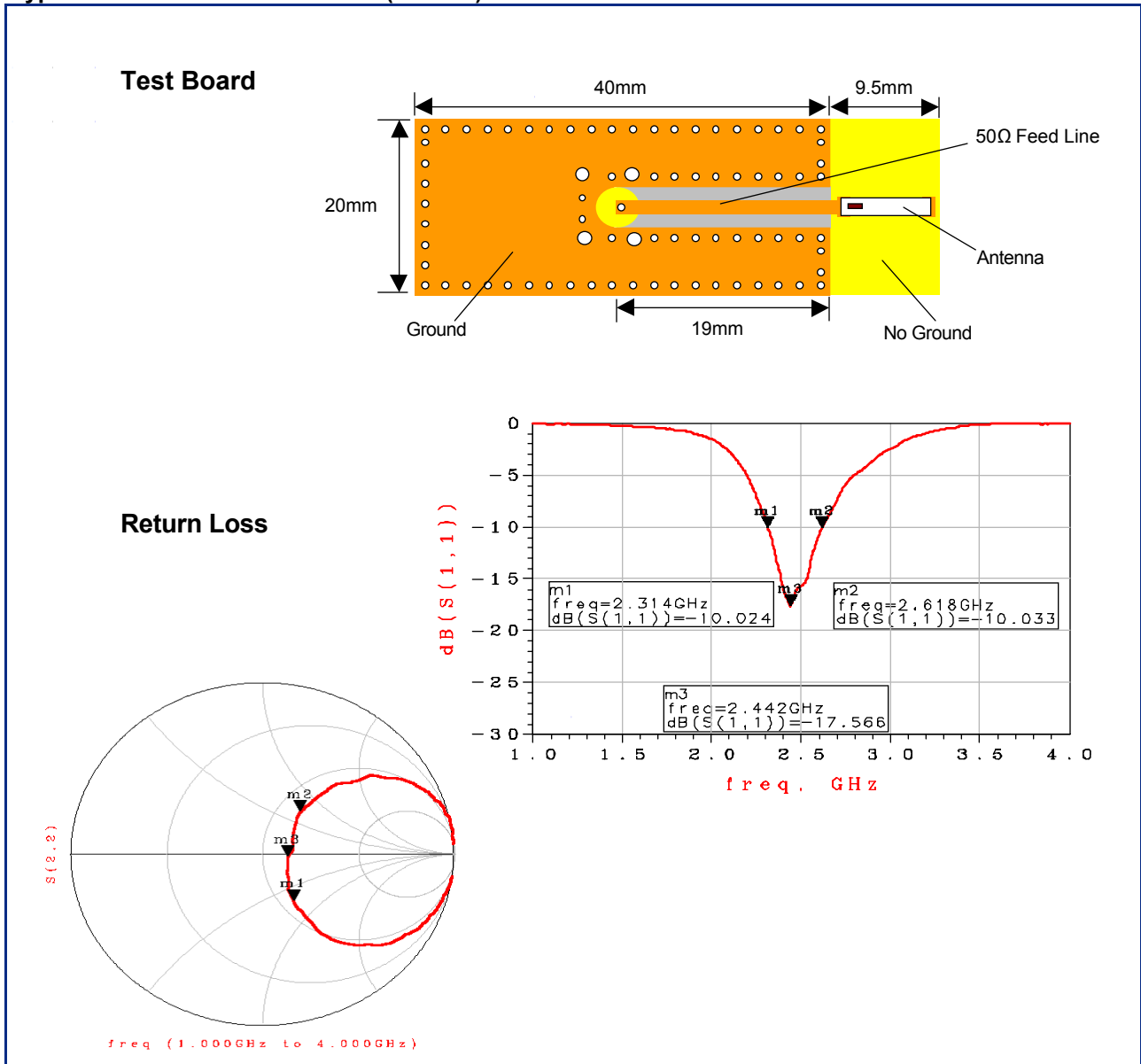
**2.45 GHz Antenna**

Detail Specification: 12/21/03

**P/N 2450AT43A100**

Page 2 of 3

## Typical Electrical Characteristics (T=25°C)



Johanson Technology, Inc. reserves the right to make design changes without notice.

All sales are subject to Johanson Technology, Inc. terms and conditions.



[www.johansontechnology.com](http://www.johansontechnology.com)

931 Via Alondra • Camarillo, CA 93012 • TEL 805.389.1166 FAX 805.389.1821

2003 Johanson Technology, Inc. All Rights Reserved

# "High Frequency Ceramic Solutions"

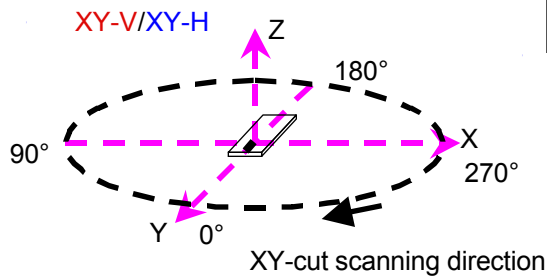
**2.45 GHz Antenna**

Detail Specification: 12/21/03

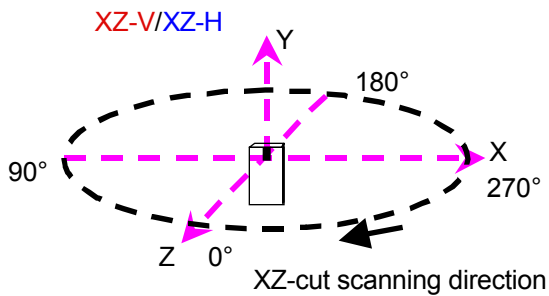
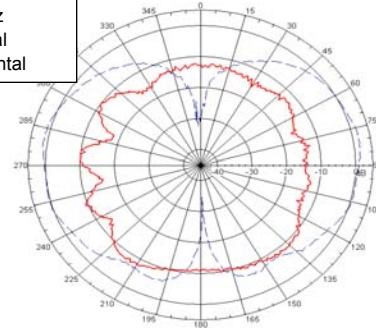
**P/N 2450AT43A100**

Page 3 of 3

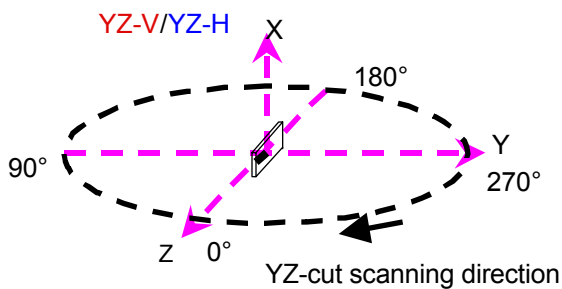
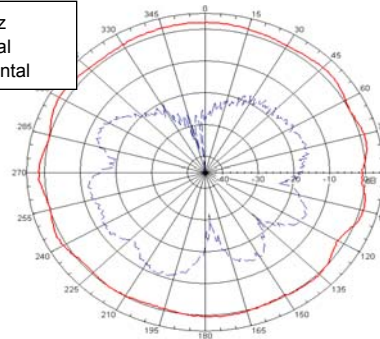
## Typical Radiation Patterns



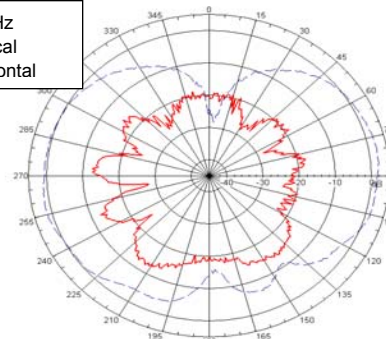
XY cut @2.45GHz  
 — Vertical  
 ..... Horizontal



XZ cut @2.45GHz  
 — Vertical  
 ..... Horizontal



YZ cut @2.45GHz  
 — Vertical  
 ..... Horizontal



Johanson Technology, Inc. reserves the right to make design changes without notice.

All sales are subject to Johanson Technology, Inc. terms and conditions.



[www.johansontechnology.com](http://www.johansontechnology.com)

931 Via Alondra • Camarillo, CA 93012 • TEL 805.389.1166 FAX 805.389.1821

2003 Johanson Technology, Inc. All Rights Reserved