

Savvi™ Embedded Ceramic GPS Antenna 1.575 GHz



Ethertronics' Savvi series of Isolated Magnetic Dipole™ (IMD) antennas deliver on the key needs of device designers for higher functionality and performance in smaller/thinner designs. These innovative antennas provide compelling advantages for GPS enabled cell phones, navigation equipment, and other mobile devices.

TECHNOLOGY ADVANTAGES

Real-World Performance and Implementation

Ceramic antennas may look alike on the outside, but the important difference is inside. Other antennas may contain simple PiFA or monopole designs that interact with their surroundings, complicating component layout or changing performance with use position. Ethertronics' antennas utilize patented IMD technology to deliver a unique size and performance combination.



Stays in Tune

High RF isolation means IMD antennas resist detuning regardless of usage position. And one standardized part can typically be placed in a variety of locations.

Smallest Effective Size

IMD antennas require a

smaller keep-out area for surrounding components, leading to a smaller effective size.

High Performance

IMD's high efficiency and simple design rules lower development risk and speed time-to-market without sacrificing performance. Plus, high RF selectivity eliminates the cost and space for band-pass circuitry.

More information is available on our Website at www.ethertronics.com/resources/.



KEY BENEFITS

DESIGN ADVANTAGES

Best in Class Performance—Smallest Occupied Volume

- Powerful combination of 63% peak efficiency and simple implementation guidelines.
- Minimal ground clearance and component "keep out" area. Very low component height.
- High selectivity eliminates the need for additional filters and frees up board space.

High Tolerance to Frequency Shifts

- IMD's high RF isolation resists antenna de-tuning that can otherwise impair reception.
- Single part works for various PCB sizes and layouts.

Quicker Time-to-Market

- Fewer design changes.
- Simpler implementation—no matching networks.

RoHS Compliant

- Antennas comply with appropriate RoHS Directives.

END USER ADVANTAGES

Superior Range

- Greater antenna efficiency means longer range and a better end user experience.

Exceptional Coverage

- Better coverage results in improved performance while inside buildings, cars or other areas where signal reflection occurs.

Faster Acquisition Times

- Users experience faster signal acquisition for GPS readings.

SERVICE AND SUPPORT

Extensive RF Experience

- Our Savvi ceramic antennas are supported by extensive application notes, and when needed, by the expertise of RF engineers who have integrated hundreds of antenna designs into wireless devices.

Global Operations & Design Support

- Ethertronics' global operations encompass an integrated network of design centers that provide local customer support.

PRODUCT: GPS Antenna

Ethertronics' Savvi™ GPS Embedded Antenna Specifications
 Ethertronics produces a wide variety of standard and custom antennas to meet user needs.
 Below are the typical specs for a GPS application.

Electrical Specifications

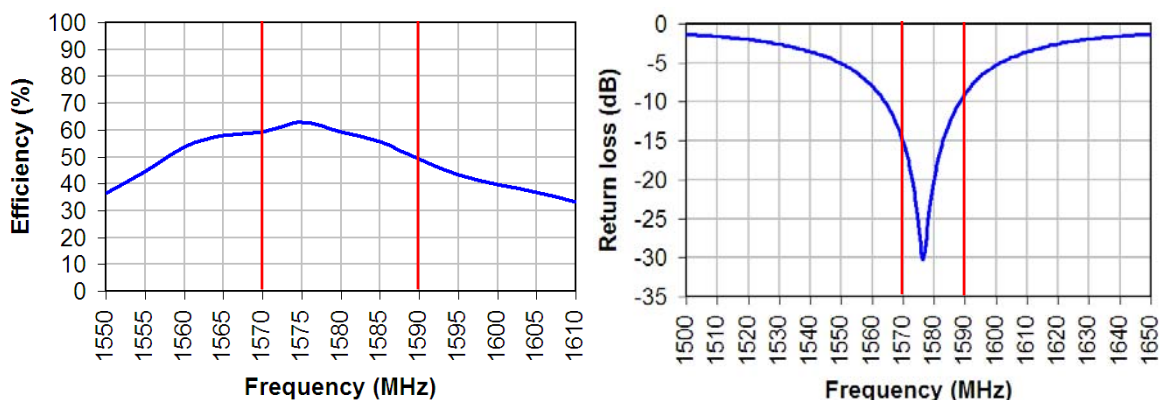
Typical Characteristics
 (inside an enclosure)

| | |
|----------------------|--------------------|
| GPS Antenna | 1.575 GHz |
| Peak Gain | 1.1 dBi |
| Average Efficiency | 59% |
| VSWR Match | 1.9:1 max |
| Feed Point Impedance | 50 ohms unbalanced |
| Power Handling | .5 Watt cw |
| Polarization | Linear |

Mechanical Specifications

| | |
|-----------|------------------|
| Size | 4.00x2.00x1.08mm |
| Mounting | Surface mount |
| Packaging | Tape & Reel |

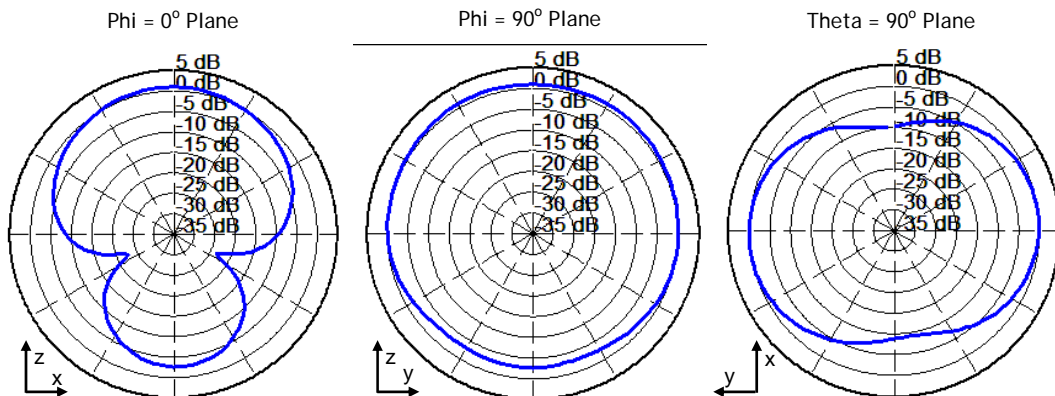
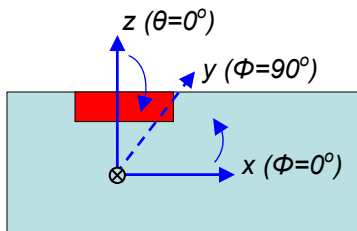
Typical Efficiency, Return Loss



Antenna Radiation Patterns

1.575 GHz Band

Typical Performance
 Ethertronics' Test Board
 PCB: 40x80mm



© 2009 Ethertronics. All rights reserved. Ethertronics, the Ethertronics logo, shaping antenna technology, Savvi, Isolated Magnetic Dipole and the iMD logo are trademarks of Ethertronics. All other trademarks are the property of their respective owners. Specifications subject to change and are dependent upon actual implementation.