

"High Frequency Ceramic Solutions"

920 MHz Antenna

P/N 0920AT50A080

Detail Specification: 09/15/05

Page 1 of 4

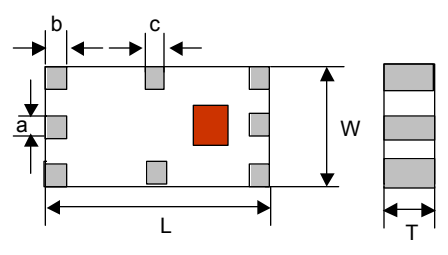
General Specifications

Part Number	0920AT50A080
Frequency Range	880 - 960 Mhz
Peak Gain	-0.7 dBi typ. (XZ-V)
Average Gain	-2.6 dBi typ. (XZ-V)
Return Loss	8.5 dB min.

Input Power	5W max.
Impedance	50 Ω
Operating Temperature	-40 to +85°C
Reel Quantity	1,000

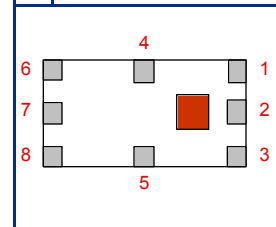
Mechanical Dimensions

	In	mm
L	0.433 ± 0.012	11.00 ± 0.30
W	0.201 ± 0.012	5.10 ± 0.30
T	0.059 ± 0.008	1.50 ± 0.20
a	0.039 ± 0.008	1.00 ± 0.20
b	0.020 ± 0.012	0.50 ± 0.30
c	0.020 ± 0.012	0.50 ± 0.30



Terminal Configuration

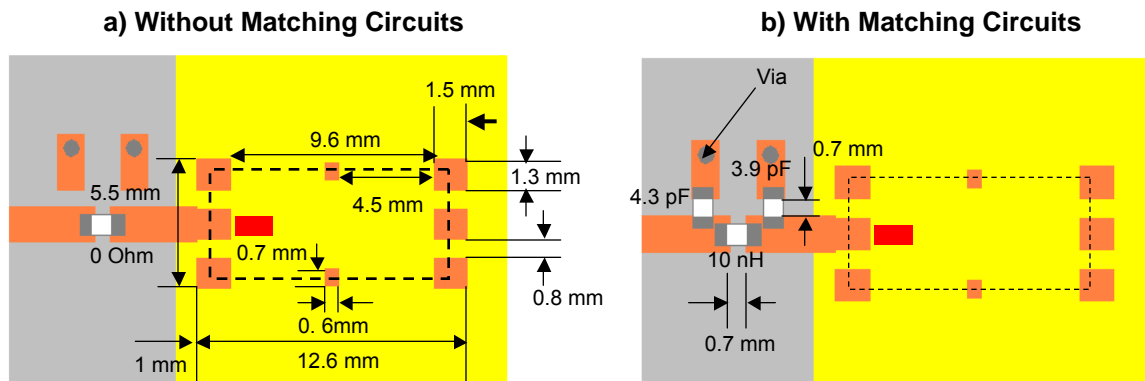
No.	Function
1	NC
2	Feed Point
3	NC
4	NC
5	NC
6	NC
7	NC
8	NC



Mounting Considerations

Mount these devices with brown mark facing up. Units: mm

Line width should be designed to provide 50Ω impedance matching characteristics.



Johanson Technology, Inc. reserves the right to make design changes without notice.

All sales are subject to Johanson Technology, Inc. terms and conditions.



www.johansontechnology.com

931 Via Alondra • Camarillo, CA 93012 • TEL 805.389.1166 FAX 805.389.1821

2003 Johanson Technology, Inc. All Rights Reserved

"High Frequency Ceramic Solutions"

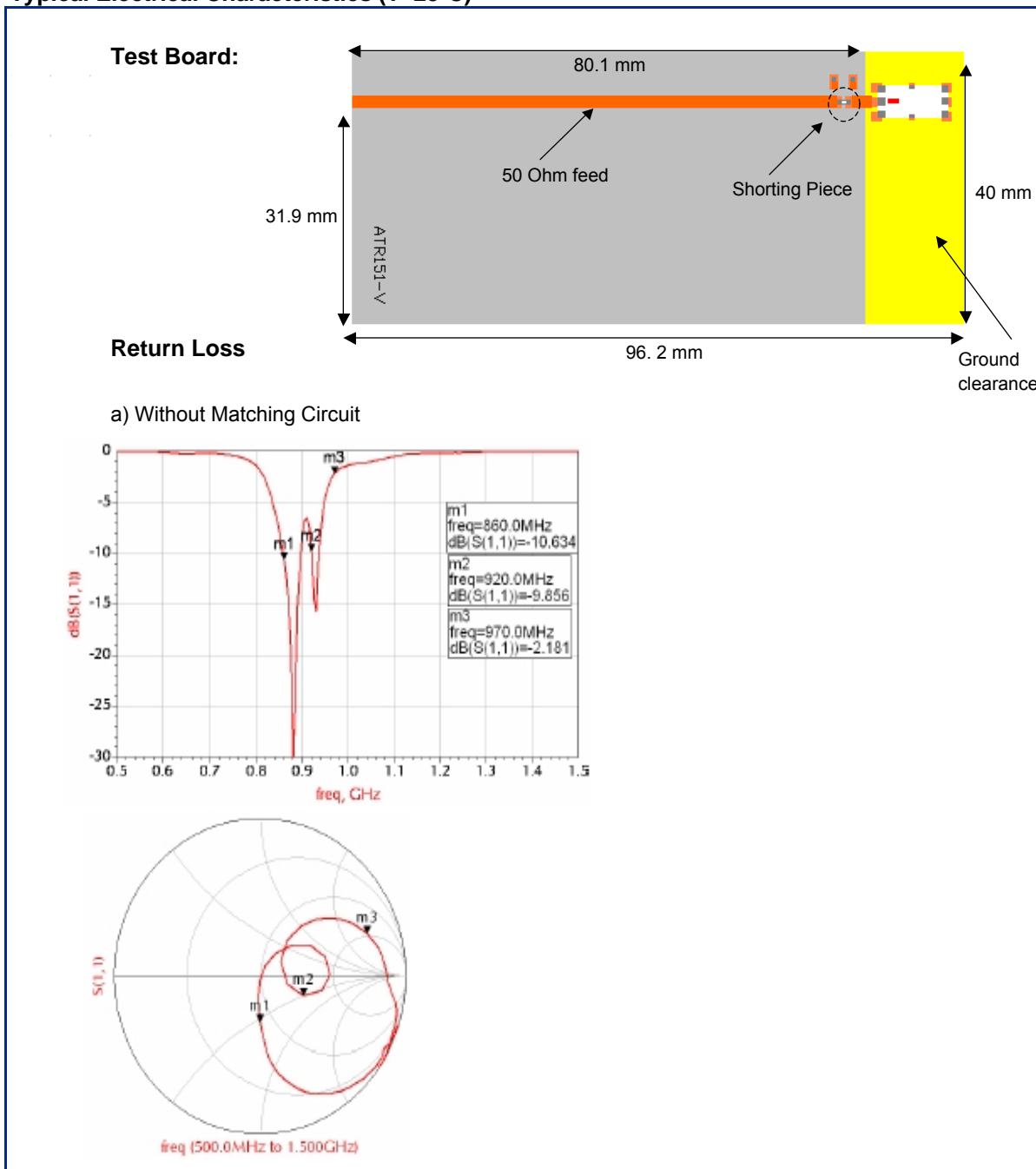
920 MHz Antenna

P/N 0920AT50A080

Detail Specification: 09/15/05

Page 2 of 4

Typical Electrical Characteristics (T=25°C)



Johanson Technology, Inc. reserves the right to make design changes without notice.

All sales are subject to Johanson Technology, Inc. terms and conditions.



www.johansontechnology.com

931 Via Alondra • Camarillo, CA 93012 • TEL 805.389.1166 FAX 805.389.1821

2003 Johanson Technology, Inc. All Rights Reserved

"High Frequency Ceramic Solutions"

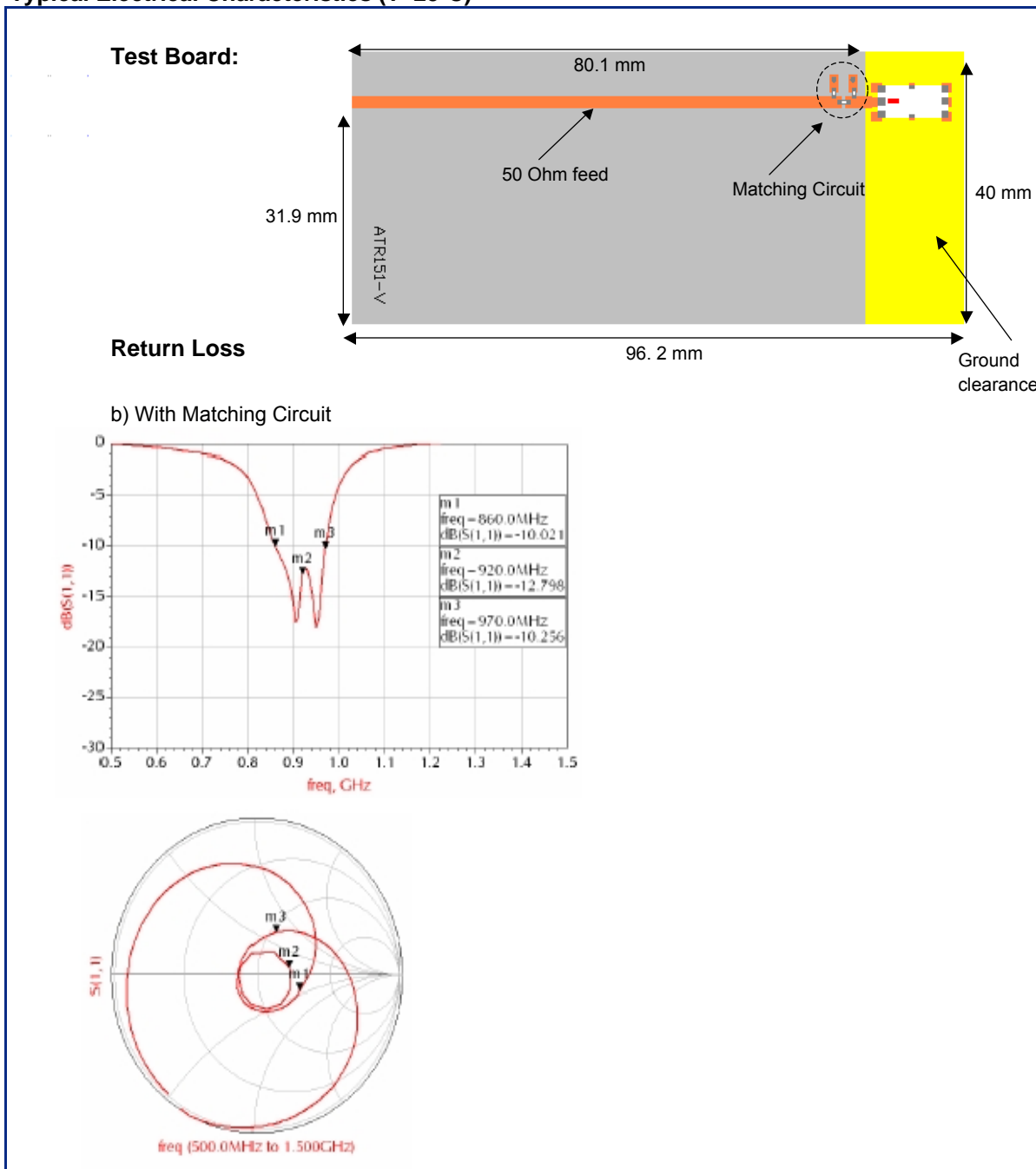
920 MHz Antenna

P/N 0920AT50A080

Detail Specification: 09/15/05

Page 3 of 4

Typical Electrical Characteristics (T=25°C)



Johanson Technology, Inc. reserves the right to make design changes without notice.

All sales are subject to Johanson Technology, Inc. terms and conditions.



www.johansontechnology.com

931 Via Alondra • Camarillo, CA 93012 • TEL 805.389.1166 FAX 805.389.1821

2003 Johanson Technology, Inc. All Rights Reserved

"High Frequency Ceramic Solutions"

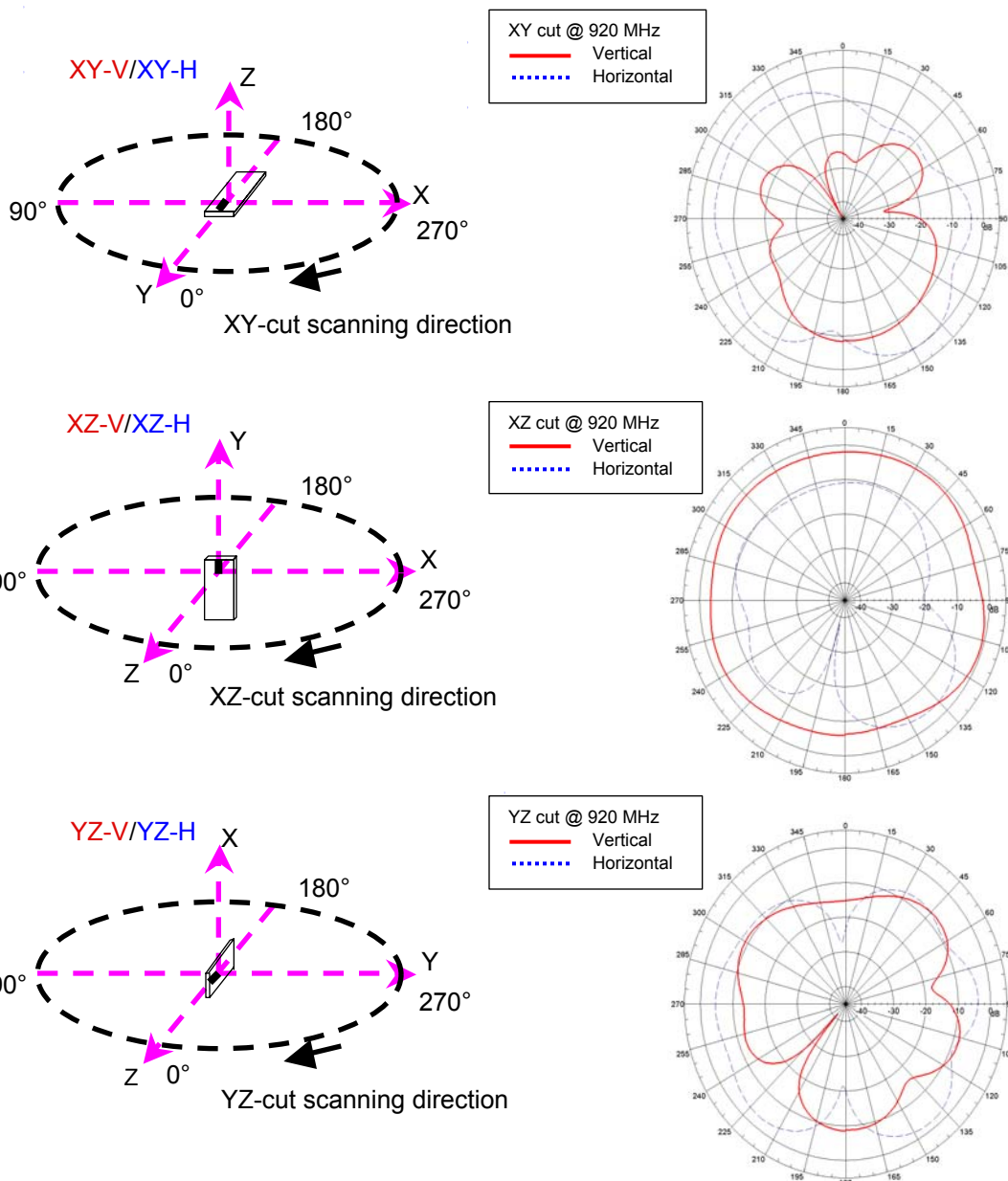
920 MHz Antenna

P/N 0920AT50A080

Detail Specification: 09/15/05

Page 4 of 4

Typical Radiation Patterns



Johanson Technology, Inc. reserves the right to make design changes without notice.

All sales are subject to Johanson Technology, Inc. terms and conditions.



www.johansontechnology.com

931 Via Alondra • Camarillo, CA 93012 • TEL 805.389.1166 FAX 805.389.1821

2003 Johanson Technology, Inc. All Rights Reserved