

High Frequency Ceramic Solutions

2450 MHz Balun

P/N 2450BL14B200

Detail Specification: 09/27/06

Page 1 of 2

General Specifications

Part Number	2450BL14B200
Frequency (MHz)	2400~2500
Unbalanced Impedance	50 Ω
Differential Balanced Imp.	200 Ω
Insertion Loss	1.2 dB max.
Return Loss	9.5 dB min.
Phase Difference (degree)	180 ± 10
Amplitude Difference	2 dB max.

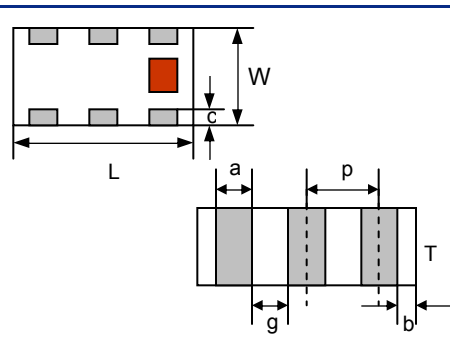
Operating Temperature	-40 to +85°C
Reel Quantity	4000
Power Capacity	3.0 watts max.

Terminal Configuration

No.	Function
1	Unbalanced Port (IN)
2	NC
3	GND, or DC Feed + RF GND
4	Balanced Port (OUT1)
5	NC
6	Balanced Port (OUT2)

Mechanical Dimensions

	In	mm
L	0.063 ± 0.004	1.60 ± 0.10
W	0.031 ± 0.004	0.80 ± 0.10
T	0.024 ± 0.004	0.60 ± 0.10
a	0.008 ± 0.004	0.20 ± 0.10
b	0.008 +.004/-0.006	0.20 +0.1/-0.15
c	0.006 ± 0.004	0.15 ± 0.10
g	0.012 ± 0.004	0.30 ± 0.10
p	0.020 ± 0.002	0.50 ± 0.05

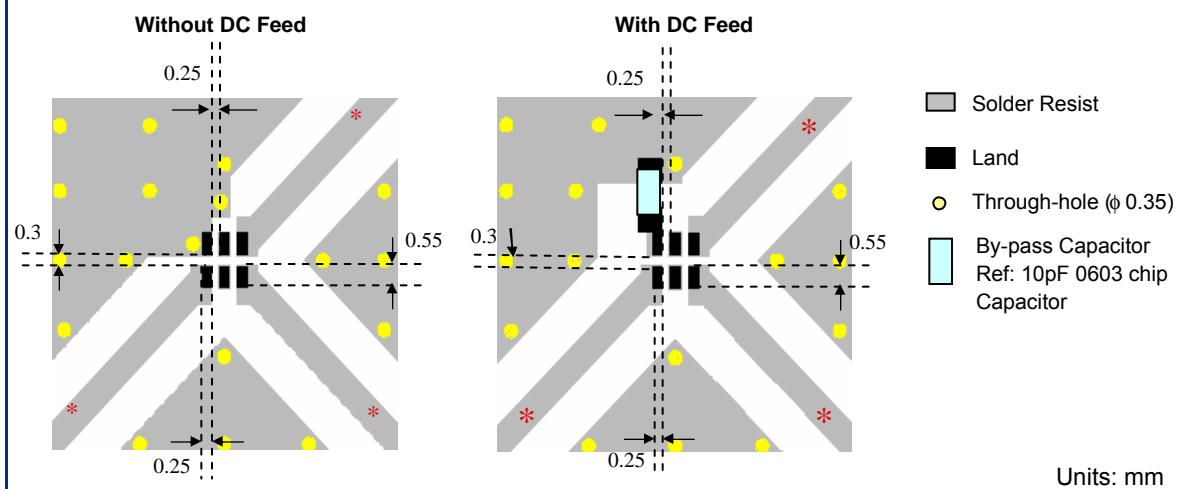


Mounting Considerations

Mount these devices with brown mark facing up.

*Line width should be designed to match 50 ohm characteristic impedance, depending on PCB material and thickness.

** By-pass capacitor should be connected when feeding DC power



Johanson Technology, Inc. reserves the right to make design changes without notice.
All sales are subject to Johanson Technology, Inc. terms and conditions.



www.johansontechnology.com

931 Via Alondra • Camarillo, CA 93012 • TEL 805.389.1166 FAX 805.389.1821

2003 Johanson Technology, Inc. All Rights Reserved

High Frequency Ceramic Solutions

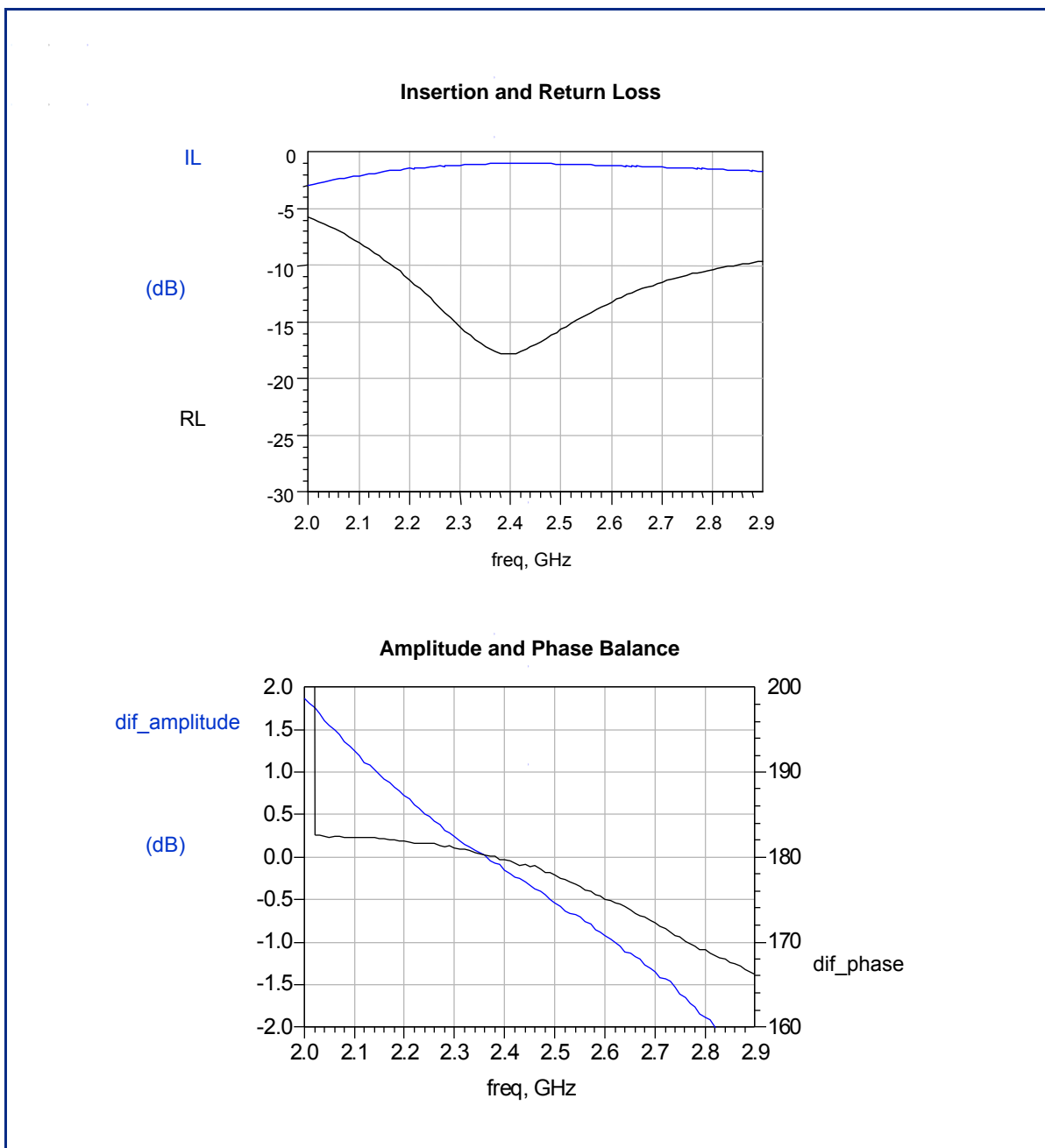
2450 MHz Balun

P/N 2450BL14B200

Detail Specification: 09/27/06

Page 2 of 2

Typical Electrical Performance (T=25°C)



Johanson Technology, Inc. reserves the right to make design changes without notice.
All sales are subject to Johanson Technology, Inc. terms and conditions.



www.johansontechnology.com

931 Via Alondra • Camarillo, CA 93012 • TEL 805.389.1166 FAX 805.389.1821

2003 Johanson Technology, Inc. All Rights Reserved