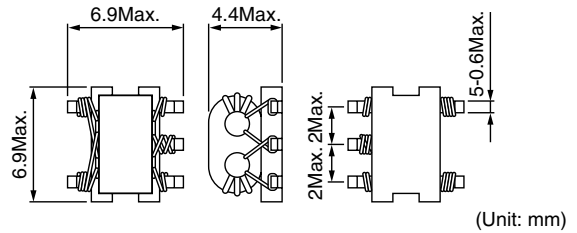
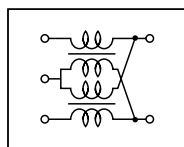
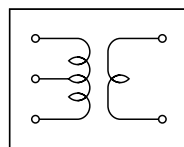
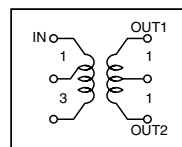
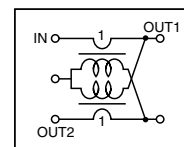


TYPE B5F: Surface Mount

Features

- Pair wire coil for high stability.
- Base pin terminal treated, allowing mounting 'as is' on a PCB.

STANDARD TRANSFORMERS SELECTION GUIDE
TYPE B5F

TOKO Part Number	Number of Turns per Winding		Operating Frequency Range	Insertion Loss	Pin Connection Fig.
Double Balanced Mixer					
458DB-1012	1		50MHz~400MHz	10dB max.	1
458DB-1013	2		10MHz~1.0GHz	6dB max.	1
458DB-1003	3		8MHz~800MHz	3.5dB max.	1
458DB-1008	4		6MHz~600MHz	2.5dB max.	1
458DB-1011	5		5MHz~500MHz	2dB max.	1
458DB-1005	2		400MHz~1.3GHz	4dB max.	1
Frequency Mixer					
458PT-1085	Pri	Sec	—	3dB max.	2
458PT-1052	1x2	2	9MHz~350MHz	3dB max.	2
458PT-1024	3x2	3	3.5MHz~470MHz	3dB max.	2
458PT-1086	4x2	4	2.2MHz~400MHz	3dB max.	2
458PT-1087	5x2	5	1.5MHz~300MHz	3dB max.	2
Distributor					
458DS-1014			20MHz~600MHz	IN to OUT-1, 2 4.5dB max. OUT-1 to OUT-2 (ISOLATION) 10dB min.	3
Directional Coupler					
458PS-1015	4		6MHz~600MHz	IN to OUT-1 1.3dB max. IN to OUT-2 11dB~14dB	4
458PS-1006	5		6MHz~600MHz	IN to OUT-1 0.9dB max. IN to OUT-2 13dB~16dB	4
458PS-1007	6		6MHz~600MHz	IN to OUT-1 0.8dB max. IN to OUT-2 15dB~17dB	4

Pin Connections

 Double balanced mixer
Fig. 1

 Transformer
Fig. 2

 Distributor
Fig. 3

 Directional coupler
Fig. 4