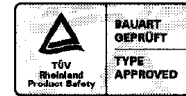





75 Watt Low Cost Open Frame Power Supply PSA075 Single Output Series



Features

- 3" x 5"
- Low Profile fits 1U Height Requirement
- Class B Conducted EMI
- Low Cost
- Zero Minimum load
- Over Voltage and Short Circuit Protection

Applications

- Tape/Disk Drive Systems
- POS Terminals
- Internet Servers
- Peripherals
- Routers
- Networking

Safety Approvals

- CE (Low Voltage Directive)
- TUV
- cUL/US

Mechanical Characteristics

- Length: 127mm (5in)
- Width: 76.2mm (3in)
- Height: 33.1mm (1.3in)
- Weight: 220g (7.76oz)

Output Specifications

Model	DC Output Voltage	Load		Ripple ⁽²⁾ P-P (max.)	Regulation		Max Power ⁽³⁾
		Min.	Max. ⁽¹⁾		Line	Load	
PSA075-050	+5V	0A	11A	50mV	±1%	±3%	55W
PSA075-120	+12V	0A	6.25A	120mV	±1%	±2%	75W
PSA075-240	+24V	0A	3.125	240mV	±1%	±2%	75W

(1) CFM forced air required; with convection cooling max load is 8A for 5V model, 5A for 12V, and 2.5A for 24V models.

(2) Measured by using a 12 inch twisted pair terminated with a 10uF capacitor and 0.1uF ceramic capacitor in parallel.

(3) CFM forced air required; with convection cooling power is 40W for 5V model and 60W for 12V and 24V models.

Phihong is not responsible for any error, and reserves the right to make changes without notice. Please visit our website at www.phihong.com for the most up-to-date specifications and contact information.

Input:

AC Input Voltage Rating
100 to 240V AC

AC Input Voltage Range
90V AC to 264V AC

AC Input Frequency
47 to 63Hz

Input Current

2.0A (RMS) at maximum load and 120V AC
1.0A (RMS) at maximum load and 240V AC

Leakage Current

<3.5mA maximum at 264V AC, 60Hz

Inrush Current

40A for 115V AC at maximum load
80A for 230V AC at maximum load
(Cold start at ambient 25°C)

Hold-up Time

10mS minimum at maximum load, 115V AC

Output:

Efficiency at max load, 120V AC
5V – 65% / 12V – 70% / 24V – 75%

Over-Voltage Protection

125% maximum

Over-Current Protection

Output equipped with Short-Circuit protection,
Auto restart.

Short Circuit Protection

Output can be shorted permanently without
damage

Environmental:

Temperature

Operation 0 to 50°C
Non-operation -25 to +85°C

Humidity

Operation 10 to 90% non-condensing

Emissions

Conducted - FCC class B, EN55022 Class B
Radiated – FCC class B, EN55022 Class B

Immunity

ESD: EN61000-4-2 Level 3
RS: EN61000-4-3 Level 2
EFT/Burst: EN61000-4-4 Level 2
Surge: EN61000-4-5 Level 3
CS: EN61000-4-6 Level 2
Voltage Dips: EN61000-4-11
Harmonic: EN61000-3-2 Class A
Flicker: EN61000-3-3

General:

Insulation Resistance

Primary to Secondary: 10M ohm 500V DC

Dielectric Withstand (Hi-pot) Test

Input to Ground: 1500V AC for 3 seconds, 10mA

MTBF

150K hours minimum at full load, 115VAC 60Hz
(measured at ambient 25°C)

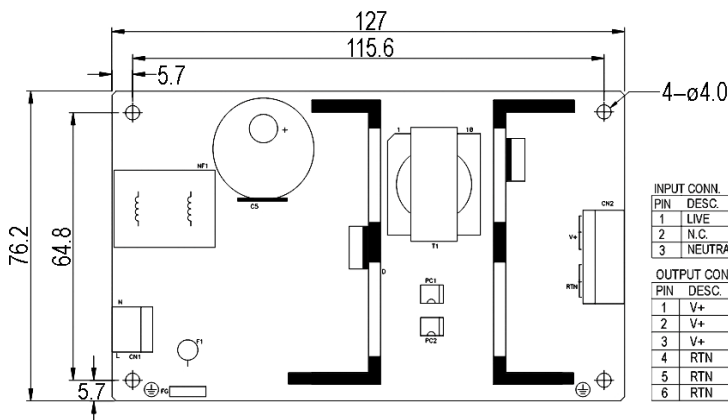
Input Connector (Molex or Equivalent)

Input header: Molex 09-65-2038 or equivalent (Pin 2 N.C.)
Mating: Molex 09-50-1031 or equivalent

Output Connector

Output header: Molex 09-65-2068 or equivalent
Mating: Molex 09-50-1061 or equivalent

Dimension Diagram Unit: mm



INPUT CONN.	
PIN	DESC.
1	LIVE
2	N.C.
3	NEUTRAL

OUTPUT CONN.	
PIN	DESC.
1	V+
2	V+
3	V+
4	RTN
5	RTN
6	RTN

