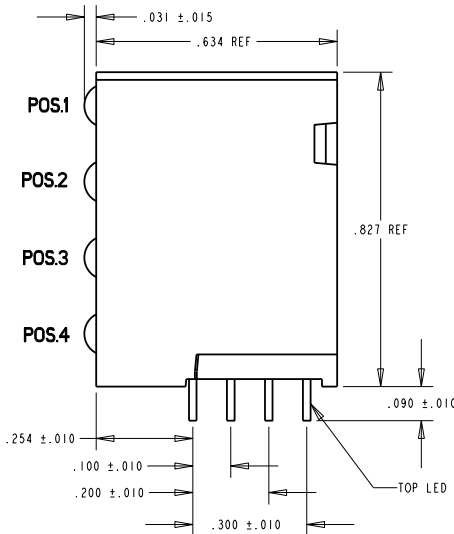
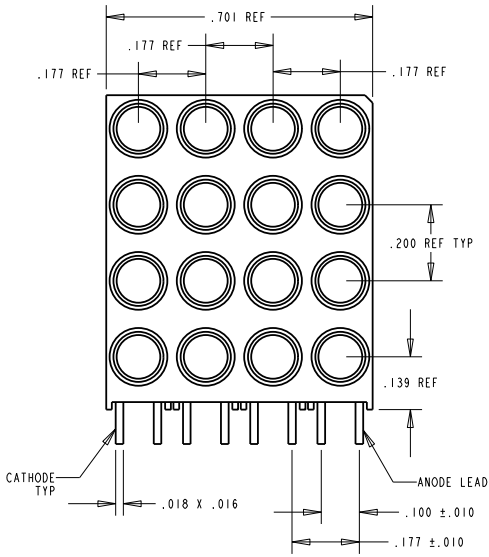


PART NUMBER	POSITION 1	POSITION 2	POSITION 3	POSITION 4
568-0016-822F	GREEN DIFFUSED	YELLOW DIFFUSED	RED DIFFUSED	GREEN DIFFUSED



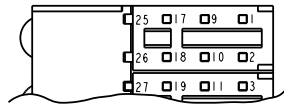
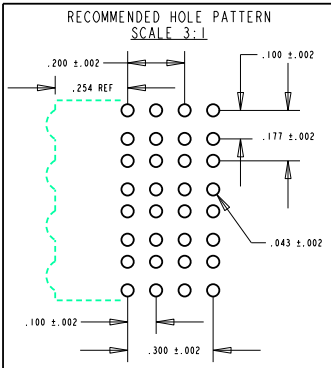
REV	ECN NO	REVISIONS	DRN	CKD	APP	DATE
A		NEW RELEASE	TC	N.O.	AV	11-31-07
B		CHANGED PIN NUMBERS IN BOTTOM VIEW & DESCRIPTION IN SCHEMATIC	SM	N.O.	MS	2-19-07
C		CHANGED PIN NUMBER FROM 19 TO 9	SM			



NOTES:

- LEADS TO FIT INTO HOLES SPACED AS PER HOLE PATTERN
- LEADS TO BE FREE OF DEFORMATION AFTER BENDING AND CUTTING
- PIN NUMBERS FOR REFERENCE ONLY, DESIGNATION NON-EXISTENT ON PART
- LED LEAD DIMENSIONS SHOWN ARE MEASURED AT HOUSING EXIT
- PACKAGING = 80 BLOCKS PER TRAY
- DIALIGHT PART NUMBER: 568-0016-822F
- THIS ASSEMBLY CONTAINS ELECTROSTATIC DISCHARGE SENSITIVE DEVICES (ESDS). MAINTAIN ALL PRECAUTIONARY MEASURES DURING ASSEMBLY, HANDLING AND STORAGE IN ACCORDANCE WITH IPC-A-610.

OPERATING CHARACTERISTICS AT 25°C AMBIENT						
CHARACTERISTICS	LED COLOR	MIN	TYP	MAX	UNITS	TEST CONDITIONS
LUMINOUS INTENSITY	RED	7.4	10.0		mcd	I _f = 10 mA
	GREEN	4.7	12.6			
	YELLOW	7.4	10.0			
FORWARD VOLTAGE	RED		2.0	2.8	V	I _f = 20 mA
	GREEN		2.1	2.8		
	YELLOW		2.1	2.8		
REVERSE CURRENT	ALL		100		µA	V _r = 5 V
PEAK WAVELENGTH	RED		635		nm	
	GREEN		565			
	YELLOW		585			
VIEWING ANGLE	ALL		60		Degree	
CAPACITANCE	RED		20		pF	V _r = 0, f = 1MHz
	GREEN		35			
	YELLOW		15			



RoHS Compliant 568-0016-822F
 Part Numbers with the "F" suffix ending are RoHS Compliant.
 Packaging is marked with "RoHS Compliant" label or equivalent markings.
 Parts can be wave soldered, dip soldered or hand soldered using typical lead-free soldering process with max 260°C temp. for 5 sec.



ATTENTION:
 OBSERVE PRECAUTIONS FOR
 HANDLING ELECTROSTATIC
 SENSITIVE DEVICES

ABSOLUTE MAXIMUM RATING AT 25°C AMBIENT				
PARAMETER	UNITS	RED	GREEN	YELLOW
POWER DISSIPATION	mW	100	100	60
DERATE LINEARLY FROM 50°C	mA/°C	0.4	0.4	0.25
CONTINUOUS FORWARD CURRENT	mA	30	30	20
PEAK FORWARD CURRENT (1/10 DUTY CYCLE, 0.1 ms PULSE WIDTH)	mA	120	120	80
LEAD SOLDERING TEMPERATURE, 5 SEC., 1/16" FROM BODY	°C	260	260	260
OPERATING TEMPERATURE	°C	-55 TO +100	-55 TO +100	-55 TO +100
STORAGE TEMPERATURE	°C	-55 TO +100	-55 TO +100	-55 TO +100

THIS DRAWING AND THE CONTENTS HEREIN ARE CONFIDENTIAL AND THE SOLE PROPERTY OF DIALIGHT. REPRODUCTION OF THIS DRAWING OR CONSTRUCTION OF ANY PARTS WITHIN THIS DRAWING ARE FORBIDDEN WITHOUT THE WRITTEN CONSENT OF DIALIGHT.		
SCALE: DRAWING SCALE ALL DIM'S IN: INCHES (MM)	DRAWING NUMBER C-17451	REV C
TOLERANCES: UNLESS OTHERWISE SPECIFIED FRACTIONS: ±1/4 DECIMALS (.XX): ±.01 DECIMALS (.XXX): ±.005 DECIMALS (.XXXX): ±.0005 ANGLES: ±1°	TITLE 4X4 CB1 ARRAY BLOCK CATHODE LEAD LEFT SIDE (ROHS COMPLIANT)	
FINISH:	MATERIAL	
FSCM 83330	Dialight 1501 ROUTE 34 SOUTH FARMINGDALE, NJ 07727	
	SHEET 1 OF 1 FAMILY TABLE:	