

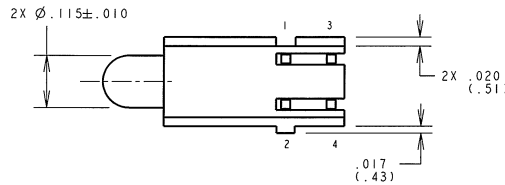
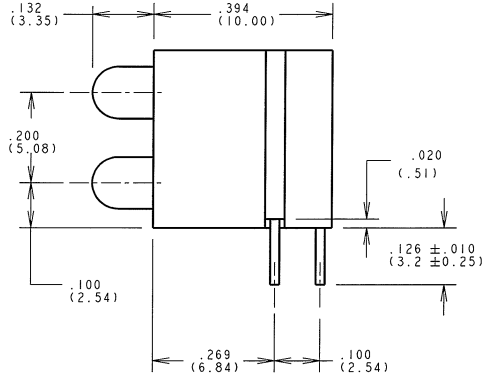
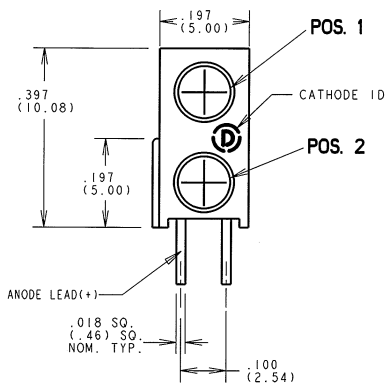
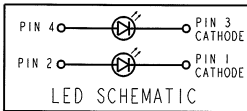
PART NUMBER	DIFFUSED LED COLOR	
	POSITION 1	POSITION 2
553-0221-410F	GREEN 2ma	RED 2ma
553-0222-410F	GREEN 2ma	GREEN 2ma
553-0223-410F	GREEN 2ma	YELLOW 2ma

ABSOLUTE MAXIMUM RATINGS AT 25°C AMBIENT	COLOR			UNITS
	RED	GREEN	YELLOW	
POWER DISSIPATION	20	20	75	mW
CONTINUOUS FORWARD CURRENT	7	7	30	mA
PEAK FORWARD CURRENT (1/10 DUTY CYCLE, 0.1 ms PULSE WIDTH)	500	500	60	mA
REVERSE VOLTAGE	5			V
STORAGE TEMPERATURE	-55 TO +100			°C
OPERATING TEMPERATURE	-55 TO +100		-40 TO +100	°C
SOLDERING TEMPERATURE, 1/16" FROM BODY FOR 5 SEC	260			°C

REV	ECN NO	REVISIONS	DRN	CKD	APP	DATE
A		NEW RELEASE	KLJ			11/17/08



ATTENTION:
OBSERVE PRECAUTIONS FOR
HANDLING ELECTROSTATIC
SENSITIVE DEVICES



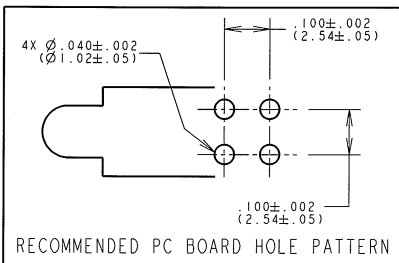
NOTES:

- LED LEAD DIMENSIONS SHOWN ARE MEASURED AT HOUSING EXIT.
- LEADS TO FIT INTO HOLES SPACED AS PER PATTERN.
- PIN NUMBERS FOR REFERENCE ONLY. DESIGNATION NON-EXISTENT ON PART.
- DIALIGHT PART NUMBERS: 553-022X-410F.
- THIS ASSEMBLY CONTAINS ELECTROSTATIC DISCHARGE SENSITIVE DEVICES (ESDS). MAINTAIN ALL PRECAUTIONARY MEASURES DURING ASSEMBLY, HANDLING, AND STORAGE IN ACCORDANCE WITH IPC-A-610.

OPERATING CHARACTERISTICS AT 25°C AMBIENT						
CHARACTERISTICS	UNITS	COLOR	VALUE			TEST CONDITIONS
			MIN	TYP	MAX	
LUMINOUS INTENSITY	mcd	RED	1.0	1.6		I _f = 2 mA
		GREEN	1.0	1.6		
		YELLOW	2.3	5.0		
FORWARD VOLTAGE	V	RED	1.7	2.2		I _f = 2 mA
		GREEN	1.9	2.2		
		YELLOW	1.8	2.4		
REVERSE CURRENT	µA	RED			10	V _r = 5 V
		GREEN			10	
		YELLOW			100	
DOMINANT WAVELENGTH	nm	RED				
		GREEN				
		YELLOW			587	
PEAK WAVELENGTH	nm	RED			635	
		GREEN			565	
		YELLOW			591	
VIEWING ANGLE (2 Θ 1/2)	DEG	ALL		60		

RoHS COMPLIANT 553-022X-410F

Part Numbers with the "F" suffix ending are RoHS Compliant.
For example: 553-0222-410F
Packaging is marked with "RoHS Compliant" label or equivalent markings. Parts can be wave soldered, dip soldered or hand soldered using typical lead-free soldering process with max 260°C temp. for 5 sec.



THIS DRAWING AND THE CONTENTS HEREIN ARE CONFIDENTIAL AND THE SOLE PROPERTY OF DIALIGHT. REPRODUCTION OF THIS DRAWING OR CONSTRUCTION OF ANY PARTS WITHIN THIS DRAWING ARE FORBIDDEN WITHOUT THE WRITTEN CONSENT OF DIALIGHT.		
SCALE: DRAWING SCALE ALL DIM'S IN: INCHES (MM)	DRAWING NUMBER C-17582	REV A
TOLERANCES: UNLESS OTHERWISE SPECIFIED FRACTIONS: ±1/64 DECIMALS (.xxx): ±.01 DECIMALS (.xxxx): ±.005 DECIMALS (.xxxxx): ±.0005 ANGLES: ±1°	TITLE Ø 3mm BI-LEVEL DIN AND REVERSE POLARITY OPTION: RoHS COMPLIANT	
FINISH:	MATERIAL	
FSCM 83330	Dialight 1501 ROUTE 34 SOUTH FARMINGDALE, NJ 07127	
SHEET 1 OF 1 FAMILY TABLE:		