PART NUMBER and LEGEND	LED COLOR		
	POSITION 1	POSITION 2	POSITION 3
564-0100-002F	** BLANK **	** BLANK **	GREEN DIFFUSED
564-0100-010F	** BLANK **	RED DIFFUSED	** BLANK **
564-0100-011F	** BLANK **	RED DIFFUSED	RED DIFFUSED
564-0100-020F	** BLANK **	GREEN DIFFUSED	** BLANK **
564-0100-022F	** BLANK **	GREEN DIFFUSED	GREEN DIFFUSED
564-0100-030F	** BLANK **	YELLOW DIFFUSED	** BLANK **
564-0100-100F	RED DIFFUSED	** BLANK **	** BLANK **
564-0100-101F	RED DIFFUSED	** BLANK **	RED DIFFUSED
564-0100-111F	RED DIFFUSED	RED DIFFUSED	RED DIFFUSED
564-0100-112F	RED DIFFUSED	RED DIFFUSED	GREEN DIFFUSED
564-0100-113F	RED DIFFUSED	RED DIFFUSED	YELLOW DIFFUSED
564-0100-120F	RED DIFFUSED	GREEN DIFFUSED	** BLANK **
564-0100-121F	RED DIFFUSED	GREEN DIFFUSED	RED DIFFUSED
564-0100-122F	RED DIFFUSED	GREEN DIFFUSED	GREEN DIFFUSED
564-0100-123F	RED DIFFUSED	GREEN DIFFUSED	YELLOW DIFFUSED
564-0100-132F	RED DIFFUSED	YELLOW DIFFUSED	GREEN DIFFUSED
564-0100-173F	RED DIFFUSED	ORANGE DIFFUSED	YELLOW DIFFUSED
564-0100-200F	GREEN DIFFUSED	** BLANK **	** BLANK **
564-0100-201F	GREEN DIFFUSED	** BLANK **	RED DIFFUSED
564-0100-202F	GREEN DIFFUSED	** BLANK **	GREEN DIFFUSED
564-0100-203F	GREEN DIFFUSED	** BLANK **	YELLOW DIFFUSED
564-0100-207F	GREEN DIFFUSED	** BLANK **	ORANGE DIFFUSED
564-0100-210F	GREEN DIFFUSED	RED DIFFUSED	** BLANK **
564-0100-211F	GREEN DIFFUSED	RED DIFFUSED	RED DIFFUSED
564-0100-212F	GREEN DIFFUSED	RED DIFFUSED	GREEN DIFFUSED
564-0100-213F	GREEN DIFFUSED	RED DIFFUSED	YELLOW DIFFUSED
564-0100-220F	GREEN DIFFUSED	GREEN DIFFUSED	** BLANK **
564-0100-221F	GREEN DIFFUSED	GREEN DIFFUSED	RED DIFFUSED
564-0100-222F	GREEN DIFFUSED	GREEN DIFFUSED	GREEN DIFFUSED
564-0100-223F	GREEN DIFFUSED	GREEN DIFFUSED	YELLOW DIFFUSED
564-0100-227F	GREEN DIFFUSED	GREEN DIFFUSED	ORANGE DIFFUSED
564-0100-231F	GREEN DIFFUSED	YELLOW DIFFUSED	RED DIFFUSED
564-0100-232F	GREEN DIFFUSED	YELLOW DIFFUSED	GREEN DIFFUSED
564-0100-233F	GREEN DIFFUSED	YELLOW DIFFUSED	YELLOW DIFFUSED
564-0100-271F	GREEN DIFFUSED	ORANGE DIFFUSED	RED DIFFUSED
564-0100-277F	GREEN DIFFUSED	ORANGE DIFFUSED	ORANGE DIFFUSED
564-0100-300F	YELLOW DIFFUSED	** BLANK **	** BLANK **
564-0100-302F	YELLOW DIFFUSED	** BLANK **	GREEN DIFFUSED
564-0100-303F	YELLOW DIFFUSED	** BLANK **	YELLOW DIFFUSED
564-0100-311F	YELLOW DIFFUSED	RED DIFFUSED	RED DIFFUSED
564-0100-312F	YELLOW DIFFUSED	RED DIFFUSED	GREEN DIFFUSED
564-0100-313F	YELLOW DIFFUSED	RED DIFFUSED	YELLOW DIFFUSED
564-0100-320F	YELLOW DIFFUSED	GREEN DIFFUSED	** BLANK **
564-0100-321F	YELLOW DIFFUSED	GREEN DIFFUSED	RED DIFFUSED
564-0100-322F	YELLOW DIFFUSED	GREEN DIFFUSED	GREEN DIFFUSED
564-0100-323F	YELLOW DIFFUSED	GREEN DIFFUSED	YELLOW DIFFUSED
564-0100-331F	YELLOW DIFFUSED	YELLOW DIFFUSED	RED DIFFUSED
564-0100-332F	YELLOW DIFFUSED	YELLOW DIFFUSED	GREEN DIFFUSED
564-0100-333F	YELLOW DIFFUSED	YELLOW DIFFUSED	YELLOW DIFFUSED
564-0100-700F	ORANGE DIFFUSED	** BLANK **	** BLANK **
564-0100-772F	ORANGE DIFFUSED	ORANGE DIFFUSED	GREEN DIFFUSED
564-0100-777F	ORANGE DIFFUSED	ORANGE DIFFUSED	ORANGE DIFFUSED
*564-0100-922F	BLUE DIFFUSED	GREEN DIFFUSED	GREEN DIFFUSED
*564-0100-932F	BLUE DIFFUSED	YELLOW DIFFUSED	GREEN DIFFUSED
*564-0100-999F	BLUE DIFFUSED	BLUE DIFFUSED	BLUE DIFFUSED

OPERATING CHARACTERISTICS AT 25°C AMBIENT						
CHARACTERISTICS	LED COLOR	MIN	TYP	MAX	UNITS	TEST CONDITIONS
LUMINOUS INTENSITY	RED	7.4	10.0		mcd	I_F = 10 mA
	YELLOW	7.4	10.0			
	GREEN	4.7	12.6			
	ORANGE	3.4	7.0			
	BLUE	6.3		20		
FORWARD VOLTAGE	RED		2.0	2.8	V	I_F = 20 mA
	YELLOW		2.1	2.8		
	GREEN		2.1	2.8		
	ORANGE	1.5	2.2	3.0	V	I_F = 10 mA
	BLUE		3.5	4.2		
REVERSE CURRENT	ALL BUT BLUE			100	µA	V_R = 5 V
PEAK WAVELENGTH	RED		635		nm	MEASURED AT PEAK
	YELLOW		585			
	GREEN		565			
	ORANGE		600			
	BLUE		428			
VIEWING ANGLE	ALL OTHERS		60		Degree	
	BLUE		70			

ABSOLUTE MAXIMUM RATING AT 25°C AMBIENT	UNITS	RED	YELLOW	GREEN	ORANGE	BLUE
POWER DISSIPATION	mW	100	60	100	135	100
CONTINUOUS FORWARD CURRENT	mA	30	20	30	25	20
DERATING LINEAR FROM 50° C	mA/°C	0.4	0.25	0.4	0.5	0.44
PEAK FORWARD CURRENT (1/10 DUTY CYCLE, 0.1 ms PULSE WIDTH)	mA	120	80	120	90	120
LEAD SOLDERING TEMPERATURE, 5 SEC., 1/16" FROM BODY	°C	260				260
OPERATING TEMPERATURE	°C	-55 TO 100				-40 TO 100
STORAGE TEMPERATURE	°C	-55 TO 100				-40 TO 100

REV	ECN NO	REVISIONS	DRN	CKD	APP	DATE
A	——	NEW RELEASE	TWC	MES	N.O.	8-10-05
B	——	ADDED P/N 564-0100-922F AND ESD LOGO	TWC	TC	N.O.	9-25-05
C	——	ADDED P/N 564-0100-200F AND -201F	TWC	NO	MES	2-8-06
D	——	ADDED P/N 564-0100-173F	TC	N.O.	MES	11-28-06
E	——	ADDED P/N 564-0100-772F	SM			

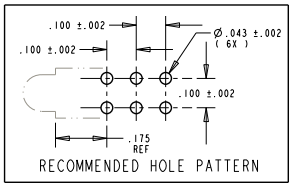

RECOMMENDED HOLE PATTERN

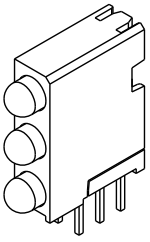

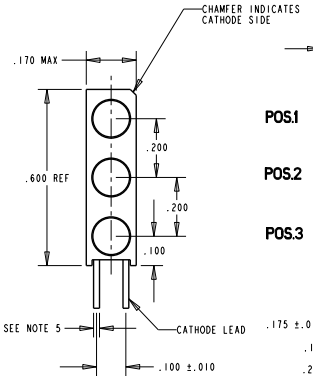

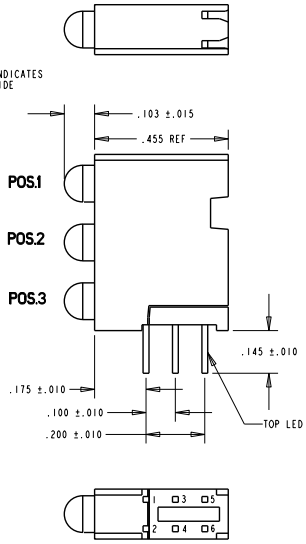

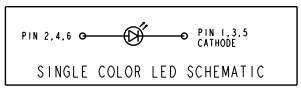

NOTES:
1- LEADS TO FIT INTO HOLES SPACED AS PER HOLE PATTERN.
2- WHEN A ZERO APPEARS IN THE LAST 3 DIGITS OF THE PART NUMBER THIS MEANS NO LAMP REQUIRED IN THAT POSITION.
3- LED LEAD DIMENSIONS SHOWN ARE MEASURED AT HOUSING EXIT.
4. PIN NUMBERS FOR REFERENCE ONLY, DESIGNATION NON-EXISTENT ON PARTS.
5. RED,GRN,YEL .018 X .016; ORANGE .018 SQ.; BLUE .020 SQ.
6- DIALIGHT PART NO. 564-0100-002F THRU 564-0100-999F.

* ATTENTION: OBSERVE PRECAUTIONS FOR HANDLING ELECTROSTATIC SENSITIVE DEVICES.

RoHS Compliant 564-0100-xxxF Thru hole Tri-level CBI

Part Numbers with the "F" suffix ending are RoHS Compliant.
Example: 564-0100-002F, 564-0100-999F
The bag packaging is marked with "RoHS Compliant" label or equivalent markings.
Parts can be wave soldered, dip soldered or hand soldered using typical lead-free soldering process with max 260°C temp. for 5 sec.

THIS DRAWING AND THE CONTENTS HEREIN ARE CONFIDENTIAL AND THE SOLE PROPERTY OF DIALIGHT. REPRODUCTION OF THIS DRAWING OR CONSTRUCTION OF ANY PARTS WITHIN THIS DRAWING ARE FORBIDDEN WITHOUT THE WRITTEN CONSENT OF DIALIGHT.

SCALE: DRAWING SCALE ALL DIM'S IN: INCHES (MM)	DRAWING NUMBER C-17281	REV E
TOLERANCES: UNLESS OTHERWISE SPECIFIED FRACTIONS: ±1/64 DECIMALS (.XX): ±.01 DECIMALS (.XXX): ±.005 DECIMALS (.XXXX): ±.0005 ANGLES: ±1°	TITLE STANDARD 3X1 CBI BLOCK RoHS COMPLIANT	
FINISH:	MATERIAL	
FSCM 83330	Dialight 1501 ROUTE 34 SOUTH FARMINGDALE, NJ 07727	
	SHEET 1 OF 1	FAMILY TABLE:

Downloaded from Elcodis.com electronic components distributor