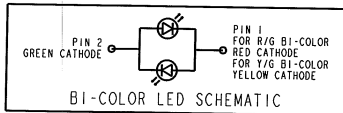



PART NUMBER	LED COLOR	
	POS. 1	POS. 2
553-0211-100F	RED	RED
553-0221-100F	GREEN	RED
553-0222-100F	GREEN	GREEN
553-0223-100F	GREEN	YELLOW
553-0233-100F	YELLOW	YELLOW
553-0322-100F	GREEN, 5V	GREEN, 5V
553-0710-100F	RED/GREEN BI-COLOR	BLANK
553-0744-100F	YELLOW/GREEN BI-COLOR	YELLOW/GREEN BI-COLOR



### RoHS COMPLIANT 553-OXXX-100F

Part Numbers with the "F" suffix ending are RoHS Compliant. For example: 553-0222-100F  
Packaging is marked with "RoHS Compliant" label or equivalent markings. Parts can be wave soldered, dip soldered or hand soldered using typical lead-free soldering process with max 260°C temp. for 5 sec.

REV	ECN NO	REVISIONS	DRN	CKD	APP	DATE
A		NEW RELEASE	KLJ	08	11/19/08	

#### NOTES:

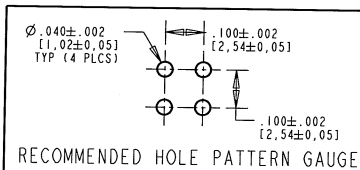
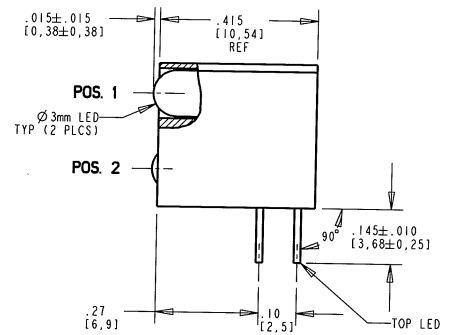
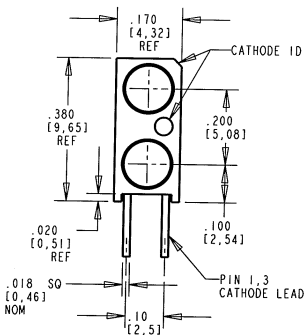
- LED LEAD DIMENSIONS SHOWN ARE MEASURED AT HOUSING EXIT.
- LEADS TO FIT INTO HOLES SPACED AS PER PATTERN.
- PIN NUMBERS FOR REFERENCE ONLY. DESIGNATION NON-EXISTENT ON PART.
- DIALIGHT PART NUMBERS: 553-OXXX-100F.
- THIS ASSEMBLY CONTAINS ELECTROSTATIC DISCHARGE SENSITIVE DEVICES (ESDS). MAINTAIN ALL PRECAUTIONARY MEASURES DURING ASSEMBLY, HANDLING, AND STORAGE IN ACCORDANCE WITH IPC-A-610.

ABSOLUTE MAXIMUM RATINGS AT 25°C AMBIENT FOR BI-COLOR LEADS		R/G BI-COLOR	Y/G BI-COLOR	UNITS	
		RED	GREEN	YELLOW	GREEN
POWER DISSIPATION		100	60	100	mW
CONTINUOUS FORWARD CURRENT		30	20	30	mA
PEAK FORWARD CURRENT (1/10 DUTY CYCLE, 10 ms PULSE WIDTH)		120	80	120	mA
DERATING LINEAR FROM 50°C		0.4	0.25	0.4	mA/°C
REVERSE VOLTAGE		5			V
SOLDERING TEMPERATURE (.063" FROM BODY FOR 5 SECONDS)		260			°C
OPERATING TEMPERATURE		-55 TO +100			°C
STORAGE TEMPERATURE		-55 TO +100			°C

BI-COLOR LED OPERATING CHARACTERISTICS AT Ta = 25°C								
LED	COLOR	PEAK WAVELENGTH (nm)	DOMINANT WAVELENGTH (nm)	VIEWING ANGLE (°)	LUMINOUS INTENSITY (mcd) @ If = 10 mA		FORWARD VOLTAGE (V) @ If = 20 mA	
		TYP	TYP		MIN	TYP	TYP	MAX
RED/GREEN BI-COLOR	RED	635	—	60	2.5	4.7	2.0	2.8
	GREEN	565	—		3.7	10.0	2.1	2.8
YELLOW/GREEN BI-COLOR	YELLOW	585	586	80	2.5	4.3	2.1	2.8
	GREEN	565	569		2.5	6.3	2.1	2.8

ABSOLUTE MAXIMUM RATINGS AT 25°C AMBIENT FOR SINGLE COLOR LEADS		LED COLOR				UNITS
		RED DIFF	GREEN DIFF	YELLOW DIFF	GREEN DIFF, 5V	
POWER DISSIPATION		20	20	20	—	mW
CONTINUOUS FORWARD CURRENT		7	7	7	—	mA
DC FORWARD VOLTAGE		—	—	—	7.5	V
PEAK FORWARD CURRENT (0.01 ms PULSE WIDTH)		120	60	80	—	mA
DERATING LINEAR FROM 90°C (50°C FOR 5V GREEN)		0.7	0.7	0.7	0.086 (V/°C)	mA/°C
REVERSE VOLTAGE		5				V
SOLDERING TEMPERATURE (.063 in FROM BODY)		260 FOR 5 SECONDS				°C
OPERATING TEMPERATURE		-55 TO +100		-40 TO +85		°C
STORAGE TEMPERATURE		-55 TO +100				°C

SINGLE COLOR LED OPERATING CHARACTERISTICS AT Ta = 25°C											
COLOR	PEAK EMISSION WAVELENGTH (nm)	DOMINANT WAVELENGTH (nm)	VIEWING ANGLE (°)	LUMINOUS INTENSITY (mcd) @ If = 2mA; @ Vf = 5V FOR 5V GREEN		FORWARD VOLTAGE (V) @ If = 2 mA		FORWARD CURRENT (mA) @ Vf = 5V		REVERSE CURRENT (µA) @ Vr = 5V	
				MIN	TYP	TYP	MAX	TYP	MAX	TYP	MAX
RED DIFFUSED	635	623	60	0.7	2.5	1.7	2.2	—	—	—	10
GREEN DIFFUSED	565	569	60	0.4	1.1	1.9	2.2	—	—	—	10
YELLOW DIFFUSED	591	588	60	0.4	1.1	1.8	2.7	—	—	—	10
GREEN DIFF, 5V INTEGRAL RESISTOR	565	—	60	5.6	19	—	—	10	20	—	100



**ATTENTION:**  
OBSERVE PRECAUTIONS FOR HANDLING ELECTROSTATIC SENSITIVE DEVICES

THIS DRAWING AND THE CONTENTS HEREIN ARE CONFIDENTIAL AND THE SOLE PROPERTY OF DIALIGHT. REPRODUCTION OF THIS DRAWING OR CONSTRUCTION OF ANY PARTS WITHIN THIS DRAWING ARE FORBIDDEN WITHOUT THE WRITTEN CONSENT OF DIALIGHT.	
SCALE: DRAWING SCALE ALL DIM'S IN: INCHES (MM)	DRAWING NUMBER C-17638
TOLERANCES: UNLESS OTHERWISE SPECIFIED FRACTIONS: ±1/64 DECIMALS (.XXX): ±.01 DECIMALS (.XXXX): ±.0005 ANGLES: ±1°	REV A
TITLE BI-LEVEL CBI BACKLIGHTING RoHS COMPLIANT	
MATERIAL	
FINISH:	
FSCM 83330	Dialight 1501 ROUTE 34 SOUTH FARMINGDALE, NJ 07727
SHEET 1 OF 1 FAMILY TABLE:	