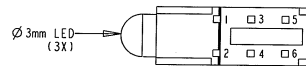
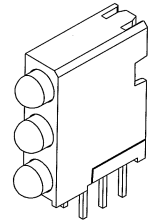
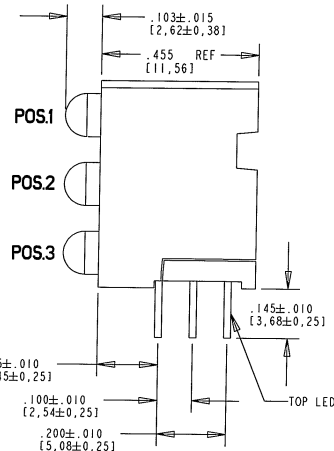
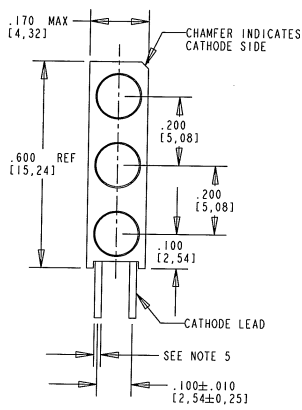


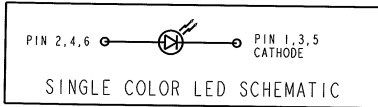
PART NUMBER and LEGEND	LED COLOR		
	POSITION 1	POSITION 2	POSITION 3
564-0100-826F	GREEN WATER CLEAR	YELLOW (AMBER) WATER CLEAR	BLUE WATER CLEAR
564-0100-827F	BLANK	YELLOW (AMBER) WATER CLEAR	BLANK
564-0100-828F	BLANK	GREEN WATER CLEAR	BLANK

REV	ECN NO	REVISIONS	DRN	CKD	APP	DATE
A		NEW RELEASE	KLJ	N.O.	MES	5-20-08
B		ADDED PLATING SPECS (NOTE 1).	KLJ			5-30-08

OPERATING CHARACTERISTICS AT 25°C AMBIENT						
CHARACTERISTICS	LED COLOR	MIN	TYP	MAX	UNITS	TEST CONDITIONS
LUMINOUS INTENSITY	YELLOW (AMBER)	180	320		mc d	If = 20 mA
	GREEN	280		710		If = 10 mA
	BLUE	110		310		If = 20 mA
FORWARD VOLTAGE	YELLOW (AMBER)		2.0	2.4	V	If = 20 mA
	GREEN		2.7	3.0		If = 10 mA
	BLUE		3.5	4.0		If = 20 mA
REVERSE CURRENT	YELLOW (AMBER)			100	µA	Vr = 5 V
	GREEN		.01	10		
	BLUE			10		
PEAK WAVELENGTH	YELLOW (AMBER)		588		nm	
	GREEN		523			
	BLUE		470			
DOMINANT WAVELENGTH	YELLOW (AMBER)	586	589	592	nm	
	GREEN	523	532	541		
	BLUE	460	464	480		
VIEWING ANGLE	YELLOW (AMBER)		56		Degree	
	GREEN		30			
	BLUE		45			



ATTENTION:
OBSERVE PRECAUTIONS FOR
HANDLING ELECTROSTATIC
SENSITIVE DEVICES

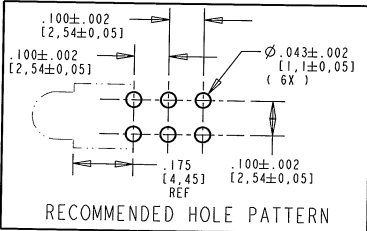


NOTES:

- PLATING INFORMATION:
YELLOW/BLUE: PURE TIN (Sn) OVER SILVER (Ag) ON COPPER (Cu)
GREEN: PURE TIN (Sn) OVER NICKEL (Ni) OVER SILVER (Ag) ON COPPER (Cu)
- LED LEAD DIMENSIONS SHOWN ARE MEASURED AT HOUSING EXIT.
- LEADS TO FIT INTO HOLES SPACED AS PER PATTERN.
- PIN NUMBERS FOR REFERENCE ONLY. DESIGNATION NON-EXISTENT ON PART.
- WHEN A ZERO APPEARS IN THE LAST 3 DIGITS OF THE PART NUMBER THIS MEANS NO LAMP REQUIRED IN THAT POSITION.
- BLUE, GREEN: .020 SD; YELLOW: .018 x .016
- DIALIGHT PART NO. 564-0100-826F, -827F, -828F
- THIS ASSEMBLY CONTAINS ELECTROSTATIC DISCHARGE SENSITIVE DEVICES (ESDS). MAINTAIN ALL PRECAUTIONARY MEASURES DURING ASSEMBLY, HANDLING, AND STORAGE IN ACCORDANCE WITH IPC-A-610.

RoHS Compliant 564-0100-82XF Thru hole Tri-level CBI

Part Numbers with the "F" suffix ending are RoHS Compliant. The bag packaging is marked with "RoHS Compliant" label or equivalent markings. Parts can be wave soldered, dip soldered or hand soldered using typical lead-free soldering process with max 260°C temp. for 5 sec.



ABSOLUTE MAXIMUM RATING AT 25°C AMBIENT	UNITS	YELLOW (AMBER)	GREEN	BLUE
POWER DISSIPATION	mW	75	80	140
CONTINUOUS FORWARD CURRENT	mA	30	20	30
DERATING LINEAR FROM 50°C / 25°C FOR BLUE / 65°C FOR GREEN	mA/°C	0.4	0.57	0.32
PEAK FORWARD CURRENT (1/10 DUTY CYCLE, 0.1 ms PULSE WIDTH)	mA	60	—	100
LEAD SOLDERING TEMPERATURE, 5 SEC., 1/16" FROM BODY	°C	260		
OPERATING TEMPERATURE	°C	-40 TO +100	-55 TO +100	-35 TO +85
STORAGE TEMPERATURE	°C	-55 TO +100		

THIS DRAWING AND THE CONTENTS HEREIN ARE CONFIDENTIAL AND THE SOLE PROPERTY OF DIALIGHT. REPRODUCTION OF THIS DRAWING OR CONSTRUCTION OF ANY PARTS WITHIN THIS DRAWING ARE FORBIDDEN WITHOUT THE WRITTEN CONSENT OF DIALIGHT.		
SCALE: DRAWING SCALE ALL DIM'S IN: INCHES (MM)	DRAWING NUMBER C-17619	REV B
TOLERANCES: UNLESS OTHERWISE SPECIFIED FRACTIONS (.XXX): ±.01 DECIMALS (.XXX): ±.005 DECIMALS (.XXXX): ±.0005 ANGLES: ±.1°	TITLE 3 X 1 CBI BLOCK (SEE TABLE) RoHS COMPLIANT	
FINISH:	MATERIAL	
FSCM 83330	Dialight 1501 ROUTE 34 SOUTH FARMINGDALE, NJ 07727	
SHEET 1 OF 1 FAMILY TABLE:		