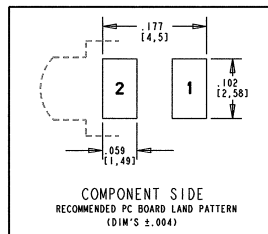
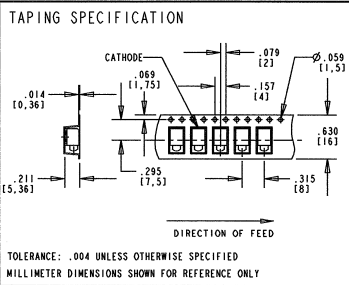
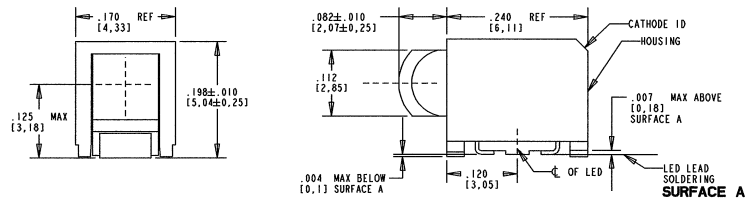
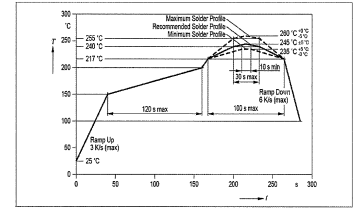


PART NUMBER	LED COLOR
591-2004-102F	RED
591-2004-107F	
591-2004-113F	
591-2304-102F	GREEN
591-2304-107F	
591-2304-113F	
591-2404-102F	YELLOW
591-2404-107F	
591-2404-113F	
591-2504-102F	ORANGE
591-2504-107F	
591-2504-113F	

OPERATING CHARACTERISTICS AT 25°C AMBIENT						
CHARACTERISTICS	COLOR	MIN	TYP	MAX	UNITS	TEST CONDITIONS
LUMINOUS INTENSITY	RED	—	30	—	mcd	I _r = 2 mA
	GREEN	—	10	—		
	YELLOW	—	40	—		
	ORANGE	—	55	—		
	RED	—	80	—		
	GREEN	—	40	—		
YELLOW	—	140	—			
ORANGE	—	150	—			
FORWARD VOLTAGE	RED	1.7	1.8	2.2	V	I _r = 2 mA
	GREEN	1.7	1.8	2.2		
	YELLOW	1.7	1.8	2.2		
	ORANGE	1.7	1.8	2.2		
REVERSE CURRENT	RED	—	0.01	10	µA	V _r = 12 V
	GREEN	—	0.01	10		
	YELLOW	—	0.01	10		
	ORANGE	—	0.01	10		
VIEWING ANGLE	—	40		—	Degree	—
DOMINANT WAVELENGTH	RED	624	630	636	nm	I _r = 2 mA
	GREEN	566	570	575		
	YELLOW	580	587	595		
	ORANGE	600	606	609		
PEAK WAVELENGTH	RED	—	643	—	nm	I _r = 2 mA
	GREEN	—	572	—		
	YELLOW	—	591	—		
	ORANGE	—	610	—		

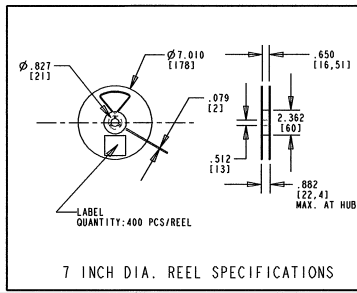
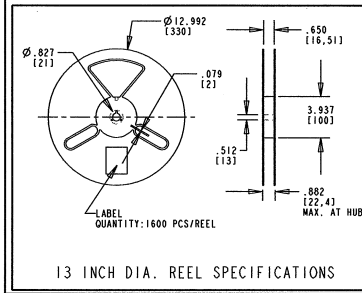
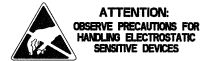
ABSOLUTE MAXIMUM RATINGS AT 25°C AMBIENT		UNITS
POWER CONSUMPTION	50	mW
FORWARD CURRENT	20	mA
SURGE CURRENT	100	mA
REVERSE VOLTAGE	12	V
OPERATING TEMPERATURE	-40 TO +100	°C
STORAGE TEMPERATURE	-40 TO +100	°C

REV	ECN NO	REVISIONS	DRN	CKD	APP	DATE
A	—	NEW RELEASE	KLJ	W.O.	ME6	2-15-08
B	—	VIEWING ANGLE "40" WAS "120"	KLJ	7/25	—	3/18/08



RoHS Compliant 591-2X04-0XXF
Part Numbers with the "F" suffix ending are RoHS Compliant.
Example: 591-2004-102F
Packaging is marked with "RoHS Compliant" label or equivalent markings. Parts can be reflow soldered per RoHS reflow profile, wave soldered, dip soldered, or hand soldered using typical lead-free soldering process with max 260°C temp. for 5 sec.

- NOTES:
- MILLIMETER DIMENSIONS SHOWN FOR REFERENCE ONLY.
 - PAD NUMBERS ARE FOR REFERENCE ONLY. DESIGNATION NON-EXISTENT ON PART.
 - STORAGE CONDITIONS FOR TAPED PRODUCT: RE-TAPING MAY BE NECESSARY FOR PRODUCT STORED MORE THAN TWELVE MONTHS.
 - ORDER QUANTITY IS LED ASSEMBLIES, NOT REELS.
 - ...-102F SUFFIX MEANS PARTS ARE PACKED ON A 20 PCS. SAMPLE STRIP
...-107F SUFFIX MEANS PARTS ARE PACKED ON A 7 INCH REEL, 400 PCS/REEL
...-113F SUFFIX MEANS PARTS ARE PACKED ON A 13 INCH REEL, 1600 PCS/REEL
 - LENS MOVEMENT IN RELATIONSHIP TO THE HOUSING IS:
.009" T.I.R. VERTICALLY
.007" T.I.R. HORIZONTALLY
 - FRONT AND REAR TERMINALS OF THE ASSEMBLY TO BE WITHIN .005 COPLANARITY.
 - DIALIGHT PART NUMBERS: 591-2X04-102F, 591-2X04-107F, 591-2X04-113F.
 - DEVICE HAS A MOISTURE SENSITIVITY LEVEL "2" CAUTION LABEL APPLIED AS PER JEDEC STD. 03B.
 - THIS ASSEMBLY CONTAINS ELECTROSTATIC DISCHARGE SENSITIVE DEVICES (ESDS). MAINTAIN ALL PRECAUTIONARY MEASURES DURING ASSEMBLY, HANDLING, AND STORAGE IN ACCORDANCE WITH IPC-A-610.



THIS DRAWING AND THE CONTENTS HEREIN ARE CONFIDENTIAL AND THE SOLE PROPERTY OF DIALIGHT. REPRODUCTION OF THIS DRAWING OR CONSTRUCTION OF ANY PARTS WITHIN THIS DRAWING ARE FORBIDDEN WITHOUT THE WRITTEN CONSENT OF DIALIGHT.		REV
SCALE: DRAWING SCALE	DRAWING NUMBER	B
ALL DIM'S IN: INCHES (MM)	C-17552	
TOLERANCES UNLESS OTHERWISE SPECIFIED	TITLE LOW CURRENT SURFACE MOUNT CBI - SQUARE LENS; RoHS COMPLIANT	
FRACTIONS: 1/16, 1/8, 1/4	MATERIAL	
DECIMALS (.XXX): ±.01		
DECIMALS (.XXXX): ±.005		
DECIMALS (.XXXXX): ±.0005		
ANGLES: ±.1°		
FINISH:		
FSM 83330	Dialight	1501 ROUTE 24 SOUTH FARMINGDALE, NJ 07727
SHEET 1 OF 1	FAMILY TABLES:	