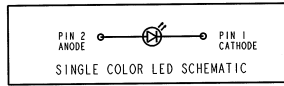
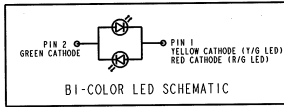
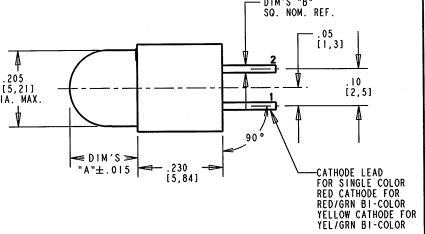
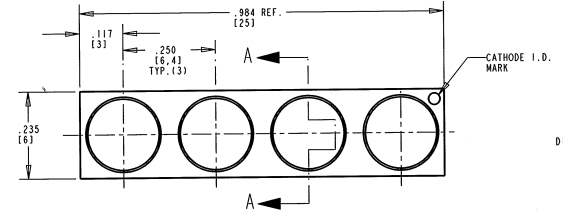
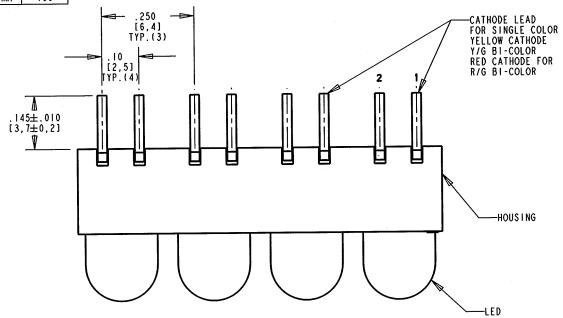


ASSEMBLY NUMBER	LED COLOR	DIM "A"	DIM "B"	DIM "C"	LUM. INT. (MNI/mcd)	V _F (MAX) (V)	I _F (MAX) (mA)	I _{PK} (mA)	TEST. COND.	I _F (MAX) * 5V(mA)
550-0204-004F	GREEN DIFFUSED	.125	.020	.043	3.5	2.8		560	20mA	100
550-0304-004F	YELLOW DIFFUSED	.125	.020	.043	3.5	2.8		585	20mA	100
550-0404-004F	RED DIFFUSED	.125	.020	.043	3.5	2.8		635	20mA	100
550-0504-004F	RED DIFFUSED 5 VOLT	.187	.025	.050	2.1		15	635	5V	100
550-0704-004F	GREEN DIFFUSED 5 VOLT	.187	.025	.050	2.0		15	583	5V	100
550-0804-004F	YELLOW DIFFUSED 5 VOLT	.187	.025	.050	2.0		15	583	5V	100
550-1104-004F	RED TINTED DIFFUSED 2mA	.187	.018	.040	1.2	2.2		635	2mA	50
550-1204-004F	YELLOW TINTED DIFFUSED 2mA	.187	.018	.040	1.2	2.2		583	2mA	50
550-1304-004F	GREEN TINTED DIFFUSED 2mA	.187	.018	.040	2.2	2.2		565	2mA	50
550-2204-004F	GREEN DIFFUSED	.180	.020	.043	3.6	3.0		563	10mA	
550-2304-004F	YELLOW DIFFUSED	.180	.018	.043	5.7	2.4		583	10mA	100
550-2404-004F	RED DIFFUSED	.180	.020	.043	2.2	2.55		650	10mA	100
550-2504-004F	ORANGE DIFFUSED	.187	.018	.040	4.0	2.4		600	10mA	100
550-3004-004F	RED/YGRN BI-COLOR	.180	.020	.043	29/12.6	2.4/2.8		660/565	20mA	100
550-3104-004F	YELLOW/GRN BI-COLOR	.180	.020	.043	2.5	2.8		585/565	20mA	100
550-5104-004F	RED DIFFUSED	.180	.020	.043	17	2.55		650	20mA	10
550-5204-004F	GREEN TINTED DIFFUSED	.180	.020	.043	17	3.0		563	20mA	10
550-5304-004F	YELLOW TINTED DIFFUSED	.180	.020	.043	17	3.0		585	20mA	10
550-5404-004F	AMBER TINTED DIFFUSED	.180	.020	.043	17	3.0		610	20mA	10
550-5504-004F	RED NON-DIFF. WATER CLEAR	.187	.018	.040	80	3.0		635	20mA	100
550-5604-004F	GREEN NON-DIFF. WATER CLEAR	.187	.018	.040	80	3.0		585	20mA	100
550-5704-004F	YELLOW NON-DIFF. WATER CLEAR	.187	.018	.040	80	3.0		583	20mA	100

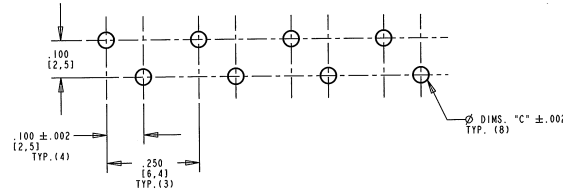


REV	ECN NO	REVISIONS	DRN	CKD	APP	DATE
A		NEW RELEASE	TC	N.O.	MES	12-22-08
B		UPDATED FOLLOWING SPECS FOR 550-0504-004F: MIN LOW INT "2.1" WAS "1.0"; MAX INT "15" WAS "20"; PEAK WAVELENGTH "635" WAS "655"; ADDED RoHS COMPLIANT NOTE; ADDED ±.015 TO DIM "A"; "1.10" WAS "1.100"; ".05" WAS ".050".				12-22-08



RoHS COMPLIANT 550-XX04-004F
 Part Numbers with the "F" suffix ending are RoHS Compliant.
 For example: 550-XX04-004F
 Packaging is marked with "RoHS Compliant" label or equivalent markings. Parts can be wave soldered, dip soldered or hand soldered using typical lead-free soldering process with max 260°C temp. for 5 sec.

- NOTES:
- LEADS TO FIT INTO HOLE PATTERN AS SHOWN.
 - LED LEAD DIMENSIONS SHOWN ARE MEASURED AT HOUSING EXIT.
 - PIN NUMBERS FOR REFERENCE ONLY. DESIGNATION NON-EXISTENT ON PARTS.
 - THIS ASSEMBLY CONTAINS ELECTROSTATIC DISCHARGE SENSITIVE DEVICES(ESDS). MAINTAIN ALL PRECAUTIONARY MEASURES DURING ASSEMBLY, HANDLING AND STORAGE IN ACCORDANCE WITH IPC-A-610.
 - DIALIGHT PART NUMBER: 550-XX04-004F



RECOMMENDED PCB HOLE PATTERN

THIS DRAWING AND THE CONTENTS HEREIN ARE CONFIDENTIAL AND THE SOLE PROPERTY OF DIALIGHT. REPRODUCTION OF THIS DRAWING OR CONSTRUCTION OF ANY PARTS WITHIN THIS DRAWING ARE FORBIDDEN WITHOUT THE WRITTEN CONSENT OF DIALIGHT.		
SCALE: DRAWING SCALE	DRAWING NUMBER	REV
ALL DIM'S IN: INCHES (MM)	C-17445	B
TOLERANCES: UNLESS OTHERWISE SPECIFIED	TITLE 5mm VERTICAL QUAD BLOCK	
FRACTIONS: ±1/64	MATERIAL RoHS COMPLIANT	
DECIMALS (.XXX): ±.01	FINISH:	
DECIMALS (.XXX): ±.005	Dialight	
ANGLES: ±1°	1501 ROUTE 34 SOUTH, FARMINGDALE, NJ 07721	
FSCM 83330	SHEET 1 OF 1 FAMILY TABLE:	