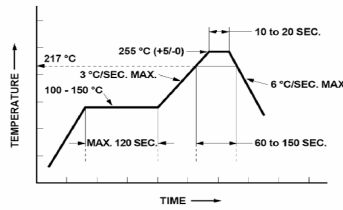


OPERATING CHARACTERISTICS AT 25° C AMBIENT

LUMINOUS COLOR	FORWARD VOLTAGE (V) @ I _f = 20 mA		LUMINOUS INTENSITY (mcd) @ I _f = 20 mA			PEAK WAVELENGTH (nm)	DOMINANT WAVELENGTH (nm)	VIEWING ANGLE (DEGREES)	LUMINOUS EFFICACY (lm/w)	LUMINOUS INTENSITY / TOTAL FLUX I _v (mcd)/Φ _v (mIm)
	TYP.	MAX.	MIN.	TYP.	MAX.					
RED	2.2	2.6	112.50	140.00		639	630	120	155	0.45

ABSOLUTE MAXIMUM RATINGS AT 25° C AMBIENT	RED	UNITS
POWER DISSIPATION	72	mW
PEAK FORWARD CURRENT (DUTY FACTOR = 10%, FREQUENCY = 1 kHz)	100	mA
DC FORWARD CURRENT	30	mA
DERATE LINEARLY FROM 40°C	0.42	mA/°C
REVERSE VOLTAGE	5	V
JUNCTION TEMPERATURE	+110	°C
STORAGE TEMPERATURE	-55 TO +100	°C
OPERATING TEMPERATURE	-55 TO +100	°C
I. R. REFLOW SOLDERING TEMPERATURE, 20 SEC. MAX.	240	°C

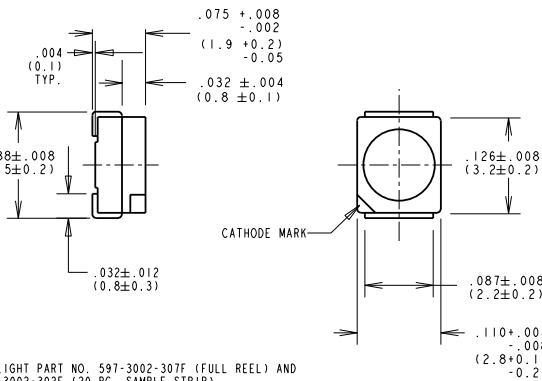


RoHS COMPLIANT REFLOW SOLDERING PROFILE

REV.	ECN NO.	REVISIONS	DRN.	CKD.	APP.	DATE
A		NEW RELEASE	TC			

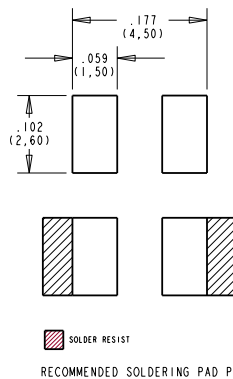
Dialight	1501 ROUTE 34 SOUTH FARMINGDALE, N.J. 07727
CATALOG P/N	597-3002-307F
LED P/N	4500-521-9908-00
DATE CODE/LOT #	
INTENSITY BIN/COLOR CODE	
QTY/REEL	
COUNTRY OF ORIGIN	

FIGURE (1)

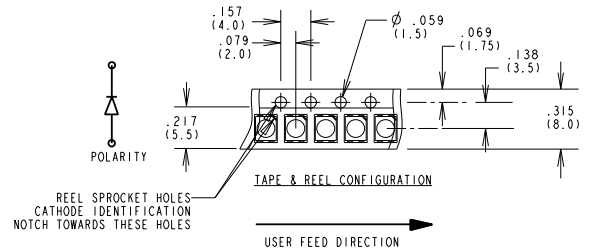


NOTES:

- DIALIGHT PART NO. 597-3002-307F (FULL REEL) AND 597-3002-302F (20 PC. SAMPLE STRIP).
- DIE: TS A11G0P RED
- SOLDER ADHERANCE: EACH PAD PER MIL-STD-202E, METHOD 208C. TERMINAL FINISH PURE TIN(Sn) OVER COPPER ALLOY(Cu).
- TAPE AND REEL AS PER EIA STANDARD 481-1, WITH CATHODE TOWARD SPROCKET.
- PACKAGE ON 180 mm DIA REEL, 8 mm TAPE, 2000/REEL. PACKAGING TO INCLUDE: DIALIGHT LABEL (SEE FIGURE 1) WITH CATALOG P/N, LED P/N OPTIONAL, DATE CODE/LOT NO., LUMINOUS INTENSITY RANK AND COLOR BIN CLASSIFICATION, QTY / REEL, AND COUNTRY OF ORIGIN. LABEL BOTH REEL AND SEALED ALUMINUM VAPOR BARRIER BAG WITH DESICCANT INSIDE. PARTS POSITIONED WITH 4 mm PITCH ON REELS.
- ALUMINUM MOISTURE BARRIER BAG TO HAVE A MOISTURE SENSITIVITY LEVEL "2a" LABEL APPLIED AS PER JEDEC STD. 033
- TAPE AND REEL LEDS MAY REQUIRE RE-TAPING AFTER TWELVE MONTHS.



RECOMMENDED SOLDERING PAD PATTERN



RoHS Compliant 597-3002-30XF
Part Numbers with the "F" suffix ending are RoHS Compliant.
Example: 597-3002-302F
Packaging is marked with "RoHS Compliant" label or equivalent markings.
Parts can be wave soldered, dip soldered or hand soldered using typical lead-free soldering process with max 260°C temp. for 5 sec.

THIS DRAWING AND THE CONTENTS HEREIN ARE CONFIDENTIAL AND THE SOLE PROPERTY OF DIALIGHT. REPRODUCTION OF THIS DRAWING OR CONSTRUCTION OF ANY PARTS WITHIN THIS DRAWING ARE FORBIDDEN WITHOUT THE WRITTEN CONSENT OF DIALIGHT.		
SCALE: NONE	DRAWING NUMBER	REV
ALL DIM'S IN: INCHES (MM)	C-17507	A
TOLERANCES: UNLESS OTHERWISE SPECIFIED	TITLE RED PLCC-2 SMT LED	
FRACTIONS: ±1/64	MATERIAL ROHS COMPLIANT	
DECIMALS (.XX): ±.01	FINISH:	
DECIMALS (.XXX): ±.005	Dialight	
DECIMALS (.XXXX): ±.0005	1501 ROUTE 34 SOUTH	
ANGLES: ±1°	FARMINGDALE, NJ 07727	
FSCM 83330	SHEET OF	FAMILY TABLE:



ATTENTION:
OBSERVE PRECAUTIONS FOR HANDLING ELECTROSTATIC SENSITIVE DEVICES