

OPERATING CHARACTERISTICS AT 25°C AMBIENT

DIALIGHT PART NUMBER	LED COLOR	TEST CONDITION	LUMINOUS INTENSITY (mcd)			FORWARD VOLTAGE (V)		REVERSE CURRENT (μA)	DOMINANT WAVELENGTH (nm)			VIEWING ANGLE (DEG)	
			MIN	TYP	MAX	TYP	MAX		MIN	TYP	MAX		
597-3231-202F 597-3231-207F	AlInGaP AMBER	I <sub>f</sub> = 20 mA	71	100	140	2.0	2.4	10	580	587	595	591	120
597-3306-202F 597-3306-207F	HIGH INTENSITY GREEN	I <sub>f</sub> = 10 mA	14	24	36	2.0	2.5	10	564	570	576	572	120

REV	ECN NO	REVISIONS	DRN	CKD	APP	DATE
A		NEW RELEASE	KLJ	MB	MB	10-27-08

ABSOLUTE MAXIMUM RATINGS AT 25°C AMBIENT

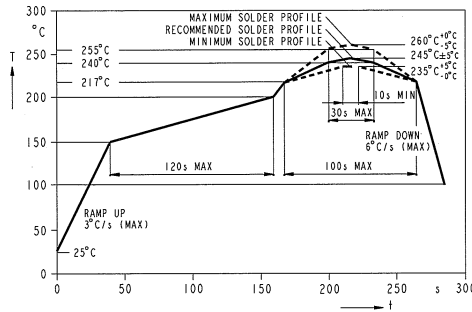
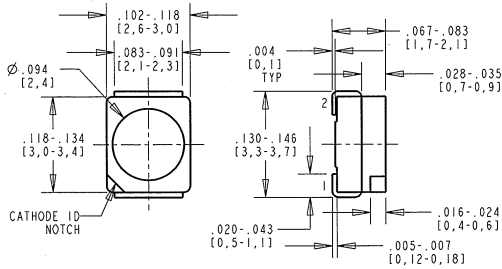
	COLOR		UNITS
	AMBER	GREEN	
POWER DISSIPATION	80	95	mW
CONTINUOUS FORWARD CURRENT	30	30	mA
SURGE CURRENT (I <sub>s</sub> ≤ 10μs, D = .005)	0.2	0.5	mA
DERATE LINEARLY FROM 85°C (AMBER) / 60°C (GREEN)	1.0	0.75	mA/°C
REVERSE VOLTAGE (I <sub>r</sub> = 10 μA)	12	12	V
STORAGE TEMPERATURE	-40 TO +100		°C
OPERATING TEMPERATURE	-40 TO +100		°C

RoHS COMPLIANT 597-3XXX-20XF

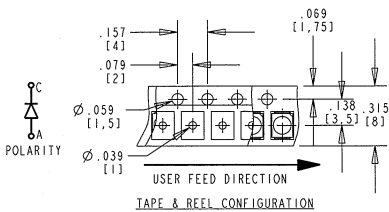
Part Numbers with the "F" suffix ending are RoHS Compliant.  
For example: 597-3306-207F.  
Packaging is marked with "RoHS Compliant" label or equivalent markings. These parts can be used with RoHS reflow profile. Parts can be wave soldered, dip soldered or hand soldered using typical lead-free soldering process with max 260°C temp. for 5 sec.

NOTES:

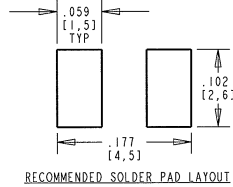
- EPOXY COLOR: WATER CLEAR.
- DIE: GaAlP FOR GREEN, AlInGaP FOR AMBER.
- PAD NUMBERS ARE FOR REFERENCE ONLY, DESIGNATION NON-EXISTENT ON PART.
- LEADS: 8μm PURE TIN (Sn) OVER 0.5-1.0μm NICKEL (Ni) OVER 2.0μm SILVER (Ag) ON COPPER (Cu)
- SOLDER ADHERENCE: BOTH LEADS PER MIL-STD-202E, METHOD 208C.
- PART TAPED AND REELED PER EIA-RS-481-1.
- ...-202F SUFFIX INDICATES 20 PCS ON A SAMPLE STRIP  
...-207F SUFFIX INDICATES 2000 PCS ON A 7" DIAMETER REEL
- LABELING FOR REEL AND OUTSIDE OF ALUMINUM FOIL BAG: DIALIGHT P/N, QTY/REEL, DATE CODE, INTENSITY AND COLOR BIN CODES, LOT NUMBER, AND COUNTRY OF ORIGIN.
- MOISTURE SENSITIVITY LEVEL "2" LABEL PLACED ON OUTSIDE OF BAG.
- DIALIGHT P/N'S: 597-3231-202F, -207F; 597-3306-202F, -207F.
- TAPE AND REEL LEADS MAY REQUIRE RE-TAPING AFTER TWELVE MONTHS.
- THIS ASSEMBLY CONTAINS ELECTROSTATIC DISCHARGE SENSITIVE DEVICES (ESDS). MAINTAIN ALL PRECAUTIONARY MEASURES DURING ASSEMBLY, HANDLING, AND STORAGE IN ACCORDANCE WITH IPC-A-610.



RECOMMENDED RoHS COMPLIANT REFLOW PROFILE



ATTENTION: OBSERVE PRECAUTIONS FOR HANDLING ELECTROSTATIC SENSITIVE DEVICES



THIS DRAWING AND THE CONTENTS HEREIN ARE CONFIDENTIAL AND THE SOLE PROPERTY OF DIALIGHT. REPRODUCTION OF THIS DRAWING OR CONSTRUCTION OF ANY PARTS WITHIN THIS DRAWING ARE FORBIDDEN WITHOUT THE WRITTEN CONSENT OF DIALIGHT.		
SCALE: DRAWING SCALE	DRAWING NUMBER	REV.
ALL DIM'S IN: INCHES (MM)	C-17672	A
TOLERANCES: UNLESS OTHERWISE SPECIFIED	TITLE: PLCC SMT LEADS RoHS COMPLIANT	
FRACTIONS (1/64)	MATERIAL:	
DECIMALS (.XX): ±.01	Dialight	
DECIMALS (.XXX): ±.005	1501 ROUTE 34 SOUTH FARMINGDALE, NJ 07121	
ANGLES: ±1°	FSCM 83330	
FINISH:	SHEET 1 OF 1 FAMILY TABLE:	