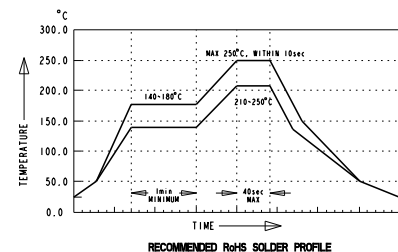
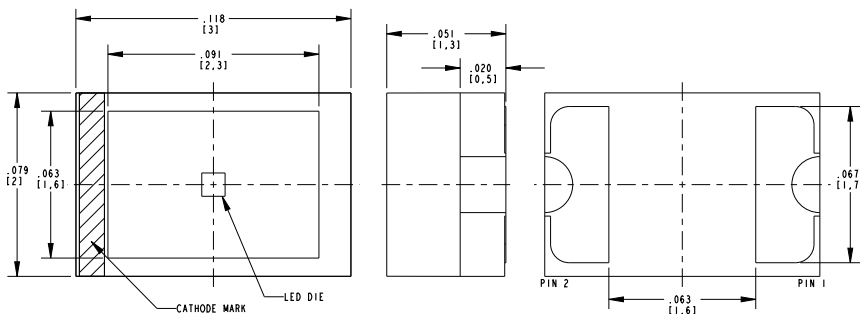


DIALIGHT PART NUMBER	PACKAGING	LED COLOR
597-3002-502F	SAMPLE STRIP	AlInGaP RED (630 nm)
597-3002-507F	7" REEL	AlInGaP RED (630 nm)
597-3032-502F	SAMPLE STRIP	AlInGaP RED (620 nm)
597-3032-507F	7" REEL	AlInGaP RED (620 nm)
597-3202-502F	SAMPLE STRIP	AlInGaP ORANGE
597-3202-507F	7" REEL	AlInGaP ORANGE
597-3402-502F	SAMPLE STRIP	AlInGaP YELLOW
597-3402-507F	7" REEL	AlInGaP YELLOW
597-3502-502F	SAMPLE STRIP	AlInGaP YELLOW GREEN
597-3502-507F	7" REEL	AlInGaP YELLOW GREEN
597-3312-502F	SAMPLE STRIP	AlInGaP GREEN (560 nm)
597-3312-507F	7" REEL	AlInGaP GREEN (560 nm)
597-3322-502F	SAMPLE STRIP	InGaN GREEN (525 nm)
597-3322-507F	7" REEL	InGaN GREEN (525 nm)
597-3602-502F	SAMPLE STRIP	InGaN BLUE
597-3602-507F	7" REEL	InGaN BLUE
597-3902-502F	SAMPLE STRIP	InGaN WHITE
597-3902-507F	7" REEL	InGaN WHITE

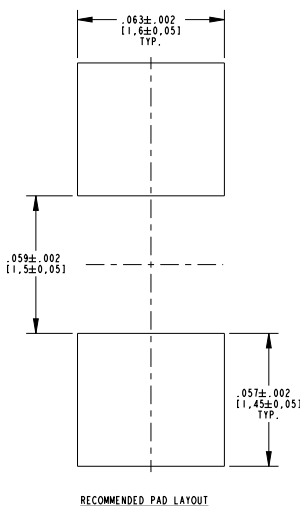
RoHS COMPLIANT 597-3XX2-50XF
 Part Numbers with the "F" suffix ending are RoHS Compliant.
 For example: 597-3002-502F
 Reel and bag packaging are marked with "RoHS Compliant" label or equivalent markings. These parts can be used with RoHS reflow profile. Parts can be wave soldered, dip soldered or hand soldered using typical lead-free soldering process with max 260°C temp. for 5 sec.

REV	ECN NO	REVISIONS	DRN	CKD	APP	DATE
A		NEW RELEASE	AJF	KLJ	NO	9-22-10

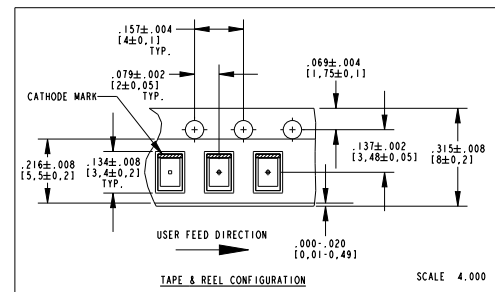


LED COLOR	OPERATING CHARACTERISTICS AT 25°C AMBIENT														
	LUMINOUS INTENSITY ΦIr = 20 mA (mcd)			FORWARD VOLTAGE ΦIr = 20 mA (V)			REVERSE CURRENT (μA)			DOMINANT WAVELENGTH (nm)			PEAK WAVELENGTH (nm)		VIEWING ANGLE (DEG)
	MIN	TYP	MAX	TYP	MAX	MAX	MIN	TYP	MAX	TYP	MAX	TYP	TYP		
AlInGaP RED (630 nm)	25	63	160	2.2	2.7	10	625	630	635	630	110				
AlInGaP RED (620 nm)	40	100	250	2.2	2.7	10	615	620	625	620	110				
AlInGaP ORANGE	63	160	400	2.2	2.7	10	602	605	608	605	110				
AlInGaP YELLOW	63	160	400	2.2	2.7	10	587	590	593	590	110				
AlInGaP YELLOW GREEN	10	25	63	2.2	2.7	10	569	572	575	572	110				
GREEN (560 nm)	9	18	36	2.1	2.5	10	558	560	564	565	110				
InGaN GREEN (525 nm)	56	140	360	3.2	4.0	100	520	525	535	523	110				
InGaN BLUE	36	100	—	3.3	4.2	100	465	470	475	468	110				
InGaN WHITE	360	900	—	3.2	4.3	100	+x:0.3; y:0.3	—	—	—	110				

*CHROMATICITY COORDINATES (TYP)



RECOMMENDED PAD LAYOUT



NOTES:

1. EPOXY COLOR: WATER CLEAR.
2. MOISTURE SENSITIVITY LEVEL: 3.
3. TAPE & REEL AS PER EIA STANDARD 481-1-A; CATHODE TOWARDS SPROCKET.
4. TAPE & REEL MAY REQUIRE RE-TAPING AFTER 12 MONTHS.
5. PIN NUMBERS ARE FOR REFERENCE ONLY. DESIGNATION NON-EXISTENT ON PART.
6. DIALIGHT PART NUMBERS: 597-3XX2-50XF.
7. ...-502F SUFFIX MEANS PARTS PACKAGED ON A 20 PCS SAMPLE STRIP.
8. ...-507F SUFFIX MEANS PARTS PACKAGED ON A 7" (Ø180mm) REEL, 2,500 PCS/REEL.
9. PACKAGING TO INCLUDE LABEL CONTAINING DIALIGHT PART NUMBER, DATE CODE/LOT NO., LUMINOUS INTENSITY AND COLOR BINS, QTY/REEL AND COUNTRY OF ORIGIN.
10. THIS ASSEMBLY CONTAINS ELECTROSTATIC DISCHARGE SENSITIVE DEVICES (ESDS). MAINTAIN ALL PRECAUTIONARY MEASURES DURING ASSEMBLY, HANDLING AND STORAGE IN ACCORDANCE WITH IPC-A-610.

ABSOLUTE MAXIMUM RATINGS AT 25°C AMBIENT	LED COLOR								UNITS		
	AlInGaP RED (630 nm)	AlInGaP RED (620 nm)	AlInGaP ORANGE	AlInGaP YELLOW	AlInGaP Y/G	GREEN (560 nm)	InGaN GREEN (525 nm)	InGaN BLUE		InGaN WHITE	
POWER DISSIPATION	54	54	54	54	54	62	84	84	84	mW	
CONTINUOUS FORWARD CURRENT	20	20	20	20	20	25	20	20	20	mA	
PEAK FORWARD CURRENT (1/10 DUTY CYCLE, 0.1ms PULSE WIDTH)	100	100	100	100	100	60	100	100	100	mA	
LINEAR DERATING	0.26 (FROM 40°C)					0.50 (FROM 70°C)		0.40 (FROM 60°C)			mA/°C
REVERSE VOLTAGE	5								V		
STORAGE TEMPERATURE	-40 TO +100								°C		
OPERATING TEMPERATURE	-40 TO +85				-40 TO +100		-30 TO +85			°C	



ATTENTION:
OBSERVE PRECAUTIONS FOR HANDLING ELECTROSTATIC SENSITIVE DEVICES

THIS DRAWING AND THE CONTENTS HEREIN ARE CONFIDENTIAL AND THE SOLE PROPERTY OF DIALIGHT. REPRODUCTION OF THIS DRAWING OR CONSTRUCTION OF ANY PARTS WITHIN THIS DRAWING ARE FORBIDDEN WITHOUT THE WRITTEN CONSENT OF DIALIGHT.	
SCALE: 30.000	DRAWING NUMBER
ALL DIM'S IN: INCHES (MM)	C-17866
TOLERANCES: UNLESS OTHERWISE SPECIFIED	REV
FRACTIONS: 1/164	A
DECIMALS: 1.DIG: ±.02	TITLE 1208 CHIP LED WITH REFLECTOR
DECIMALS: 1.DIG: ±.008	RoHS COMPLIANT
ANGLES: 31°	MATERIAL
FINISH:	Dialight
FSCN 83330	1501 ROUTE 34 SOUTH FARMINGDALE, N.J. 07727
	SHEET 1 OF 1 FAMILY TABLE