

ABSOLUTE MAXIMUM RATINGS AT 25°C AMBIENT		UNITS
OPERATING TEMPERATURE	-20 TO +80	°C
STORAGE TEMPERATURE	-55 TO +105	°C
FORWARD CURRENT	20	mA
PEAK FORWARD CURRENT (1/10 DUTY CYCL, 0.1ms PULSE WIDTH)	100	mA
REVERSE VOLTAGE	5	V
POWER DISSIPATION	70	mW
DERATE LINEARLY FROM 25°C	0.25	mA/°C
WAVE SOLDERING CONDITION	260 FOR 5 SEC	°C

OPERATING CHARACTERISTICS AT 25°C AMBIENT					
CHARACTERISTICS	MIN	TYP	MAX	UNITS	TEST CONDITIONS
LUMINOUS INTENSITY	112.0	---	240.0	mc d	I _r = 10 mA
FORWARD VOLTAGE	2.80	---	3.40	V	I _r = 10 mA
REVERSE CURRENT	---	---	10	μA	V _r = 5 V
VIEWING ANGLE				130	Degree
CHROMATICITY COORDINATES				x	0.31
				y	0.32
					I _r = 10 mA

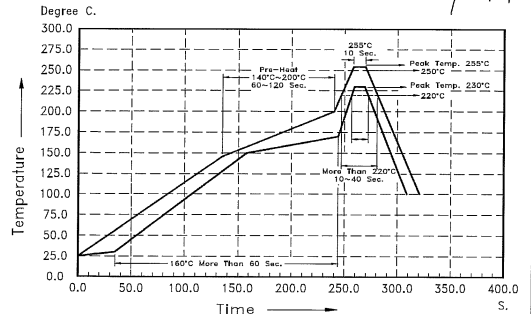
LUMINOUS INTENSITY SPECIFICATION TABLE		
IV BIN	LUMINOUS INTENSITY (mc d) @ I _r =10mA	
	MIN	MAX
R1	112	146
R2	146	180
S1	180	240

TOLERANCE ON EACH LUMINOUS INTENSITY BIN IS ±15%

HUE SPECIFICATION TABLE					
COLOR BIN LIMITS @ I _r =10mA					
CIE 1931 CHROMATICITY COORDINATES					
HUE BIN	x	y	z	x	y
A0	x	0.280	0.296	0.283	0.264
	y	0.248	0.276	0.305	0.267
B3	x	0.287	0.307	0.304	0.283
	y	0.295	0.315	0.330	0.305
B4	x	0.307	0.330	0.330	0.304
	y	0.315	0.339	0.360	0.330
B5	x	0.296	0.311	0.307	0.287
	y	0.276	0.294	0.315	0.295
B6	x	0.311	0.330	0.330	0.307
	y	0.294	0.318	0.339	0.315
C0	x	0.330	0.356	0.361	0.330
	y	0.318	0.351	0.385	0.360

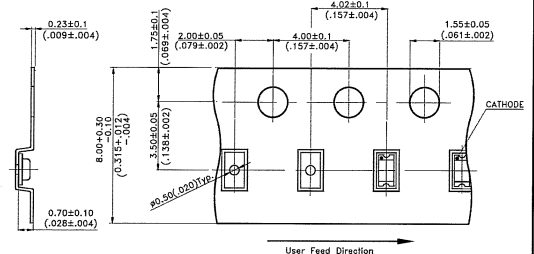
TOLERANCE ON EACH HUE (x,y) BIN IS ±0.01

REV	ECN NO	REVISIONS	DRN	CKD	APP	DATE
A		NEW RELEASE	KLJ			7/8/17



RECOMMENDED ROHS SOLDER PROFILE

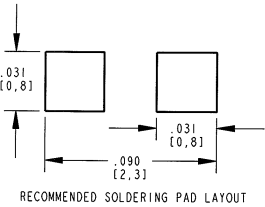
Package Dimensions Of Tape And Reel



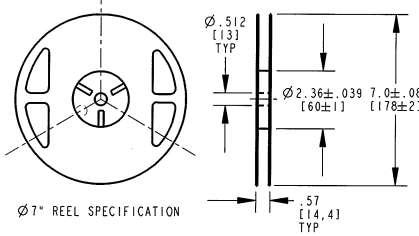
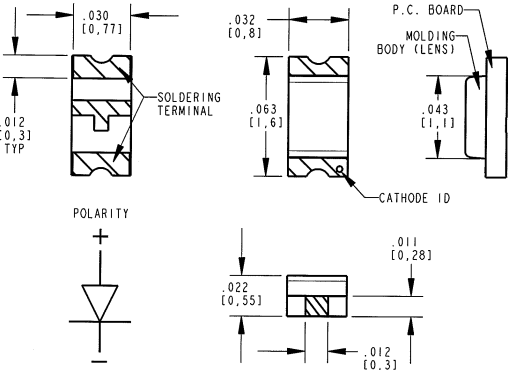
NOTE: TAPE AND REEL PACKAGE DIMENSIONS ARE IN MILLIMETERS (INCHES).



ATTENTION:
OBSERVE PRECAUTIONS FOR
HANDLING ELECTROSTATIC
SENSITIVE DEVICES



RECOMMENDED SOLDERING PAD LAYOUT



NOTES:

- LENS COLOR: YELLOW
- LED CHIP: INCON WHITE
- LEADS ARE GOLD (Au) PLATED FINISH.
- 830F SUFFIX MEANS PARTS ARE PACKED ON A 7 INCH REEL, 3000 PCS/REEL.
- 831F SUFFIX MEANS PARTS ARE PACKED ON A 20 PCS SAMPLE STRIP.
- DIALIGHT PART NUMBER: 597-3901-830F, 597-3901-831F
- THIS ASSEMBLY CONTAINS ELECTROSTATIC DISCHARGE SENSITIVE DEVICES (ESDS). MAINTAIN ALL PRECAUTIONARY MEASURES DURING ASSEMBLY, HANDLING, AND STORAGE IN ACCORDANCE WITH IPC-A-610.
- MOISTURE SENSITIVITY LEVEL 3.
- TAPE AND REEL LEADS MAY REQUIRE RE-TAPING AFTER TWELVE MONTHS.

RoHS Compliant 597-3901-830F, -831F

Part Numbers with the "F" suffix ending are RoHS Compliant. Reel and bag packaging are marked with "RoHS Compliant" label or equivalent markings. These parts can be used with RoHS reflow profile. Parts can be wave soldered, dip soldered or hand soldered using typical lead-free soldering process with max 260°C temp. for 5 sec.

THIS DRAWING AND THE CONTENTS HEREIN ARE CONFIDENTIAL AND THE SOLE PROPERTY OF DIALIGHT. REPRODUCTION OF THIS DRAWING OR CONSTRUCTION OF ANY PARTS WITHIN THIS DRAWING ARE FORBIDDEN WITHOUT THE WRITTEN CONSENT OF DIALIGHT.		
SCALE: 20:000	DRAWING NUMBER	REV
ALL DIM'S IN: INCHES (MM)	C-17584	A
TOLERANCES: UNLESS OTHERWISE SPECIFIED	TITLE 1.6mm x 0.8mm x 0.55mm SMT	
FRACTIONS: ±1/64	MATERIAL WHITE LED; RoHS COMPLIANT	
DECIMALS (.XX): ±.01	FINISH: -	
DECIMALS (.XXX): ±.004	Dialight	
DECIMALS (.XXXX): ±.0005	1501 ROUTE 34 SOUTH, FARMINGDALE, NJ 07721	
ANGLES: ±1°	FSCM 83330	SHEET 1 OF 1 FAMILY TABLE: