

Single function phase control relay - 17.5 mm MWS2 Part number 84873021



- Control of 3-phase networks: phase sequence, total phase failure
- Multi-voltage from 3 x 208 to 3 x 480 V AC
- Controls its own supply voltage
- True RMS measurement
- LED status indication

	Type	Function	Nominal voltage (V)	Output
84873020	MWS	Phase sequence and failure	3 x 208 → 3 x 480 V AC	1 single pole changeover relay
84873021	MWS2	Phase sequence and failure	3 x 208 → 3 x 440 V AC	2 single pole changeover relay

Supply

Voltage supply tolerance	-12% / +10%
AC supply voltage frequency	50 / 60 Hz ± 10%
Galvanic isolation of power supply/measurement	No
Power consumption at Un	1.8 VA in AC
Immunity from micro power cuts	60 ms

Inputs and measuring circuit

Guaranteed phase failure detection threshold	< 100 V AC
Frequency of measured signal	50 → 60 Hz ± 10%

Timing

Delay on pick-up	500 ms
Alarm on delay time max.	100 ms

Output

Type of contacts	No cadmium
Maximum breaking voltage	250 V AC / DC
Max. breaking current	5 A AC/DC
Min. breaking current	10 mA / 5 V DC
Electrical life (number of operations)	1 x 10 ⁵ MWS 1 x 10 ⁴ MWS2
Breaking capacity (resistive)	1250 VA AC
Maximum rate	360 operations/hour at full load
Operating categories acc. to IEC 60947-5-1	AC12, AC13, AC14, AC15, DC12, DC13
Mechanical life (operations)	30 x 10 ⁶

Insulation

Nominal insulation voltage IEC 60664-1	400 V
Insulation coordination (IEC 60664-1 / 60255-5)	Overvoltage category III: degree of pollution 3
Rated impulse withstand voltage IEC 60664-1/60255-5	4 kV (1,2 / 50 μs)
Dielectric strength IEC 60664-1/60255-5	2 kV AC 50 Hz 1 min.
Insulation resistance IEC 60664-1 / 60255-5	> 500 MΩ / 500 V DC

General characteristics

Output relay status indication	Yellow LED
Casing	17,5 mm
Mounting	On 35 mm symmetrical DIN rail, IEC/EN 60715
Mounting position	All positions
Material: enclosure plastic type VO to UL94 standard	Incandescent wire test according to IEC 60695-2-11 & NF EN 60695-2-11
Protection (IEC 60529)	Terminal block: IP20 Casing: IP30
Connecting capacity IEC 60947-1	Rigid: 1 x 4 ² - 2 x 2.5 ² mm ² 1 x 11 AWG - 2 x 14 AWG Flexible with ferrules: 1 x 2.5 ² - 2 x 1.5 ² mm ² 1 x 14 AWG - 2 x 16 AWG
Max. tightening torques IEC 60947-1	0,6 → 1 Nm / 5,3 → 8,8 Lbf.In
Operating temperature IEC 60068-2	-20 → +50°C
Storage temperature IEC 60068-2	-40 → +70°C
Humidity IEC 60068-2-30	2 x 24 hr cycle 95% RH max. without condensation 55°C
Vibrations according to IEC/EN60068-2-6	10 → 150 Hz, A = 0.035 mm
Shocks IEC 60068-2-6	5 g

Standards

Marking	CE (LVD) 73/23/EEC - EMC 89/336/EEC
Product standard	NF EN 60255-6 / IEC 60255-6 / UL 508 / CSA C22.2 N°14
Electromagnetic compatibility	Immunity EN 61000-6-2/IEC 61000-6-2 Emission EN 61000-6-4/EN 61000-6-3 IEC 61000-6-4/IEC 61000-6-3 Emission EN 55022 class B

Certifications	UL, CSA, GL
Conformity with environmental directives	RoHS, WEEE

Supply

Supply voltage Un	3 x 208 → 3 x 440 V AC *
Operating range	183 → 484 V AC

Inputs and measuring circuit

Measurement ranges	183 → 484 V AC
--------------------	----------------

General characteristics

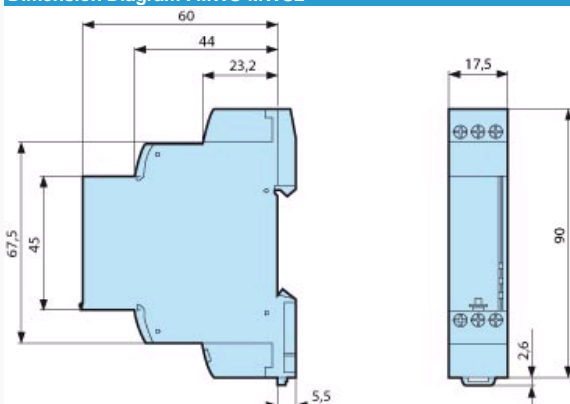
Weight	85 g
--------	------

Comments

* 3-phase mains with earth

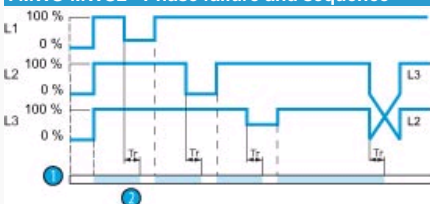
Description	Code
Removable sealable cover for 17.5 mm casing	84800000

Dimension Diagram : MWS-MWS2



3-phase network control relays monitor the sequence of phases L1, L2, L3 and failure of one or more phases. LEDs are used for signalling.

MWS-MWS2 - Phase failure and sequence



The relay monitors its own supply voltage.

The relay controls:

- correct sequencing of the three phases,
- total failure of one of the three phases.

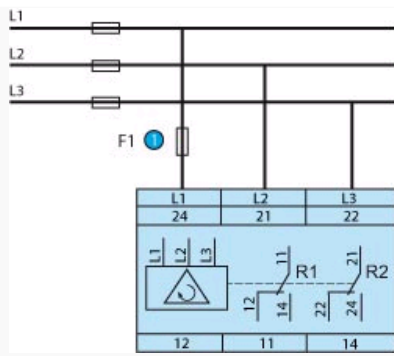
When the phase sequence and voltages are correct (> 183 VAC), the output relay (s) are closed and the yellow LED is lit.

In the event of a phase sequence or total phase failure fault (detected when one of the voltages drops below 100 V), the relay opens instantly and its LED is extinguished.

When the unit is powered up with a measured fault, the relay stays open.

N°	Legend
1	MWS: Relay R MWS2: Relays R1/R2
2	Response time on appearance of a fault (Tr)

MWS2



N°	Legend
1	100 mA fast-blow fuse

Special adaptations

- Customisable colours and labels