

Features

- Shielded construction
- Flat wire
- Unit height as low as 3.0 mm
- Inductance range: 0.1 to 10 μ H
- Rated current up to 32 A
- RoHS compliant*

Applications

- DC/DC converters
- Power supplies for:
 - Portable communications equipment
 - Laptop computers
 - Camcorders, HDTV, car audio systems
 - Video game consoles

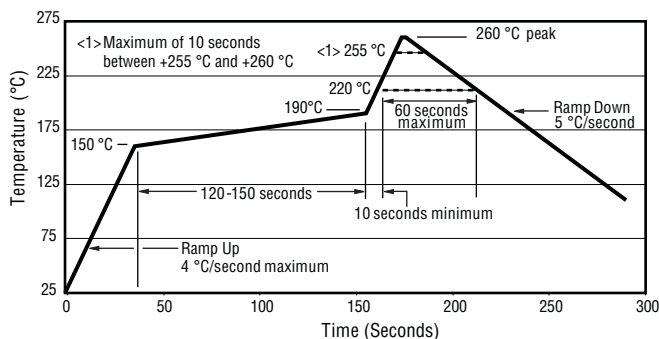
BOURNS®

SRP7030F Series - Shielded Power Inductors

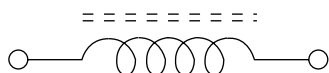
Electrical Specifications

Bourns Part No.	Inductance L (μ H) $\pm 20\%$	I rms (A)	I sat (A)	DCR (m Ω) Max.
SRP7030-R10FM	0.10	32	60	1.7
SRP7030-R15FM	0.15	28	37	1.99
SRP7030-R20FM	0.20	23	34	2.4
SRP7030-R22FM	0.22	23	34	2.4
SRP7030-R33FM	0.33	18	25	3.4
SRP7030-R47FM	0.47	17	19	4.5
SRP7030-R56FM	0.56	15	17	5
SRP7030-R68FM	0.68	15	17	5
SRP7030-R82FM	0.82	12	14	6.6
SRP7030-1R0FM	1.0	11	13	7
SRP7030-1R1FM	1.1	11	13	7
SRP7030-1R5FM	1.5	10	12	10
SRP7030-2R2FM	2.2	7	11	20
SRP7030-3R3FM	3.3	7	10	24
SRP7030-4R7FM	4.7	5	7	35
SRP7030-5R6FM	5.6	5	6	45
SRP7030-6R8FM	6.8	4.5	5.5	50
SRP7030-8R2FM	8.2	4.5	5	54
SRP7030-100FM	10	3.5	5	60

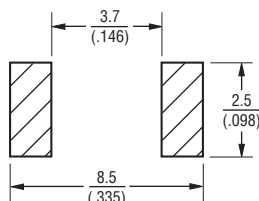
Soldering Profile



Electrical Schematic



Recommended Layout



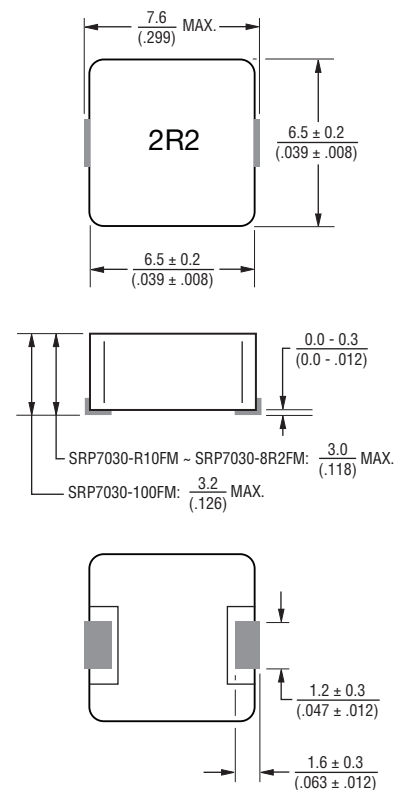
General Specifications

Test Voltage 0.25 V
 Test Frequency 100 KHz
 Reflow Soldering .. 230 °C; 50 sec. max.
 Operating Temperature
 -55 °C to +125 °C
 (Temperature rise included)
 Storage Temperature
 -55 °C to +125 °C
 Resistance to Soldering Heat
 +260 °C for 10 sec.

Materials

Core Iron
 Wire Enameled copper
 Terminal Cu/Sn
 Rated Current Ind. drops 20 % at Isat
 Temperature Rise 40 °C at rated Irms
 Packaging 1000 pcs. per 13-inch reel

Product Dimensions



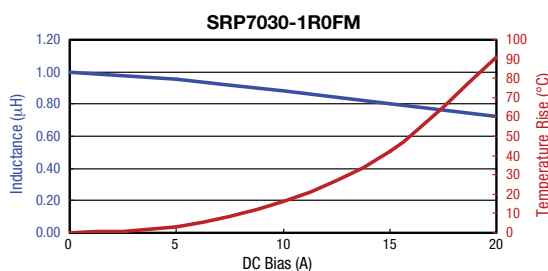
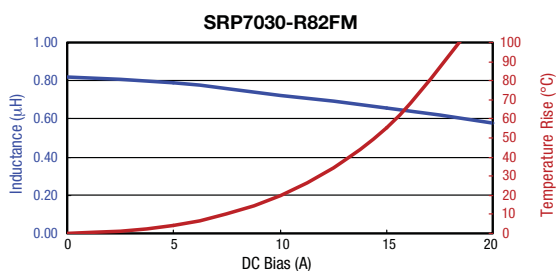
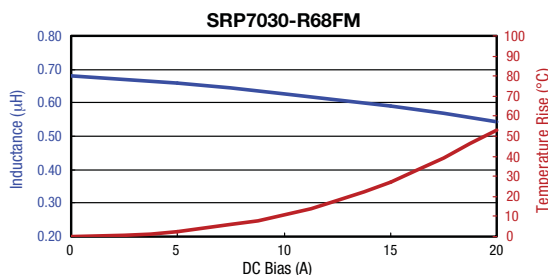
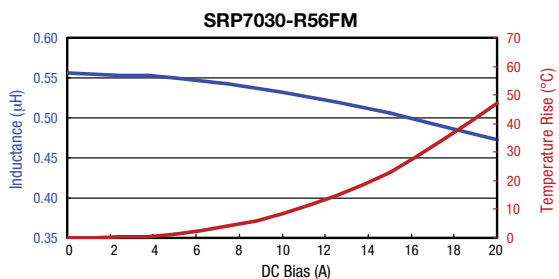
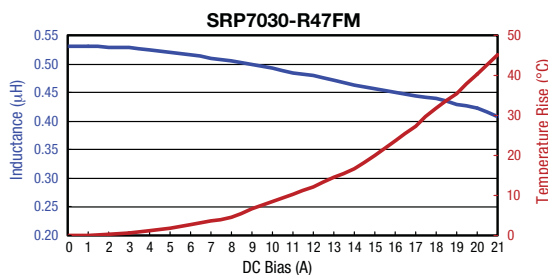
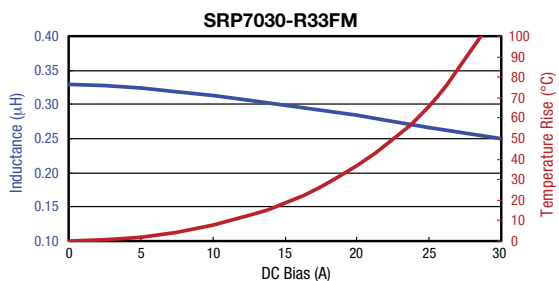
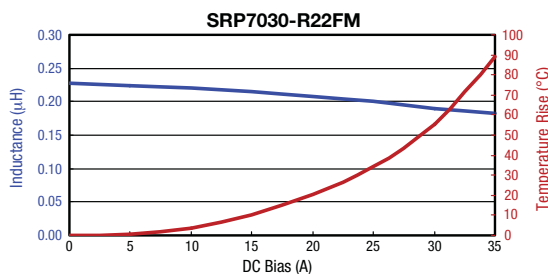
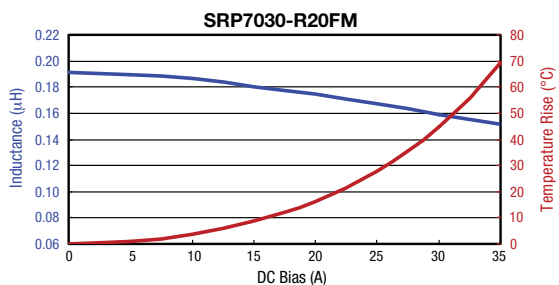
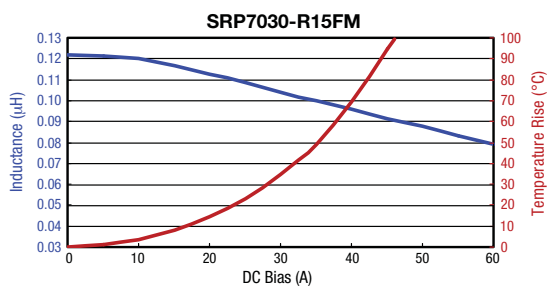
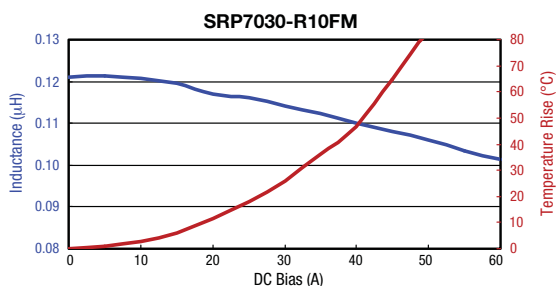
DIMENSIONS: $\frac{\text{MM}}{\text{(INCHES)}}$

*RoHS Directive 2002/95/EC Jan 27 2003 including Annex.
 Specifications are subject to change without notice.
 Customers should verify actual device performance in their specific applications.

SRP7030F Series - Shielded Power Inductors

BOURNS®

L vs. I Charts

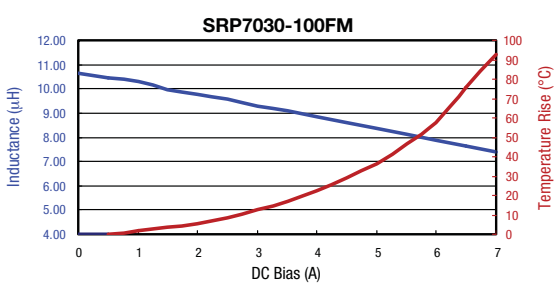
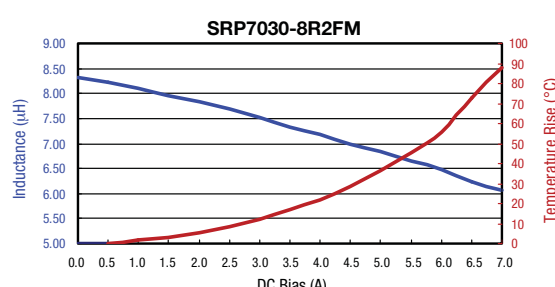
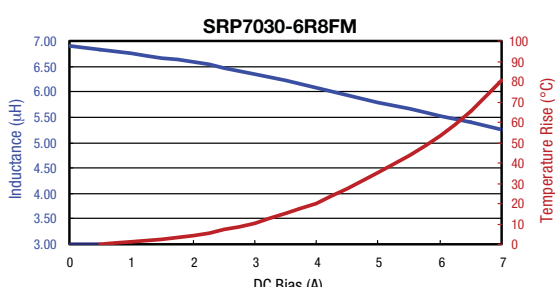
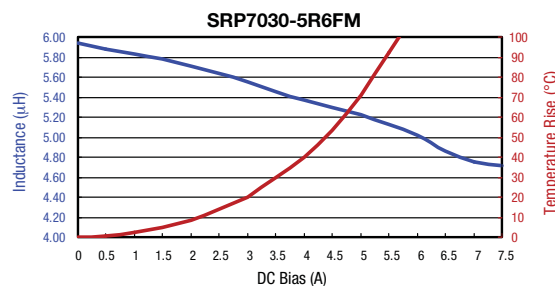
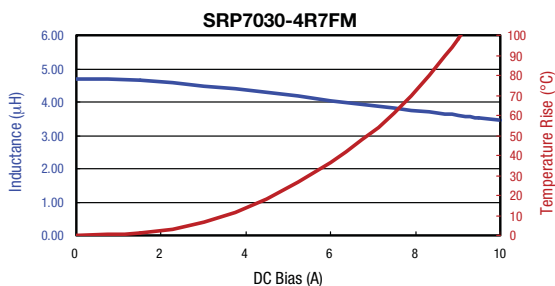
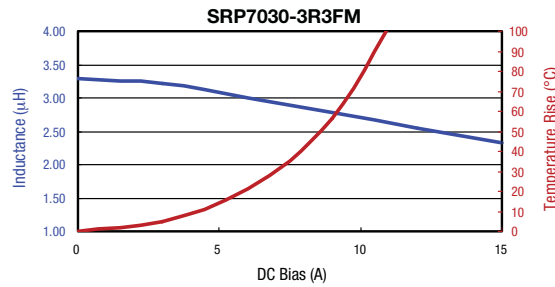
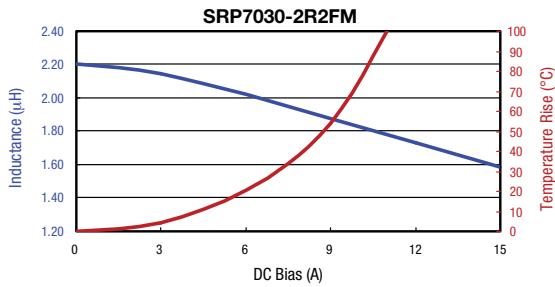
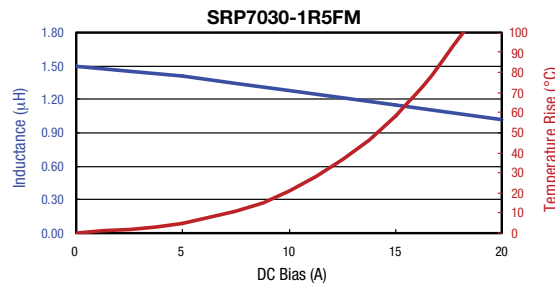
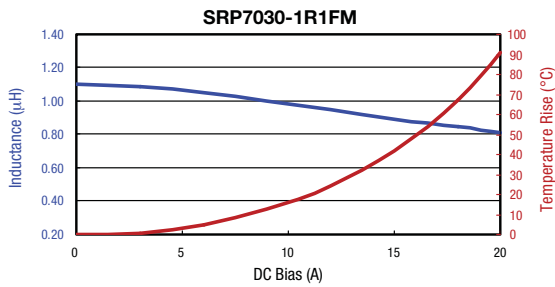


Specifications are subject to change without notice. Customers should verify actual device performance in their specific applications.

SRP7030F Series - Shielded Power Inductors

BOURNS®

L vs. I Charts

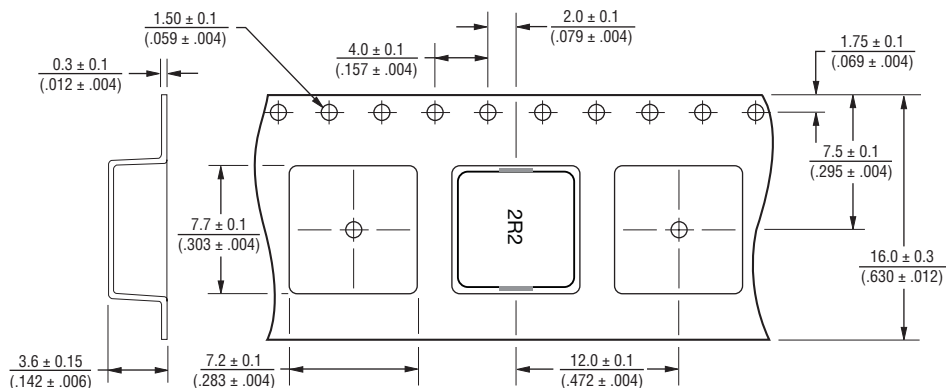
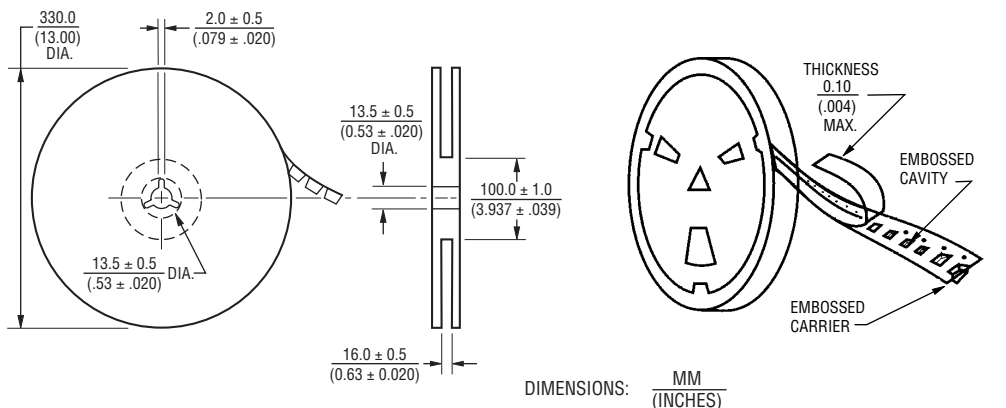


Specifications are subject to change without notice.
Customers should verify actual device performance in their specific applications.

SRP7030F Series - Shielded Power Inductors

BOURNS®

Packaging Specifications



USER DIRECTION OF FEED

QTY: 1000 PCS. PER REEL



Asia-Pacific: Tel: +886-2 2562-4117 • Fax: +886-2 2562-4116
 Europe: Tel: +41-41 768 5555 • Fax: +41-41 768 5510
 The Americas: Tel: +1-951 781-5500 • Fax: +1-951 781-5700
www.bourns.com