

SMD Inductors(Coils) For Power Line(Wound, Magnetic Shielded)

Conformity to RoHS Directive

VLP Series VLP8040

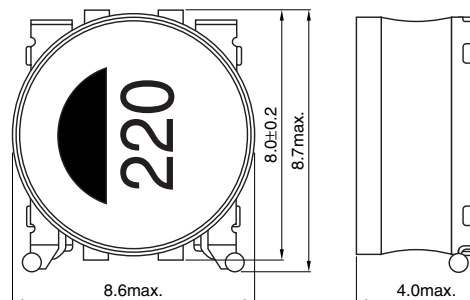
FEATURES

- Miniature size
Mount area: 8×7.7mm
Height: 4.0mm max.
- Generic use for portable DC to DC converter line.
- Available for automatic mounting in tape and reel package.
- The products do not contain lead and support lead-free soldering.

APPLICATIONS

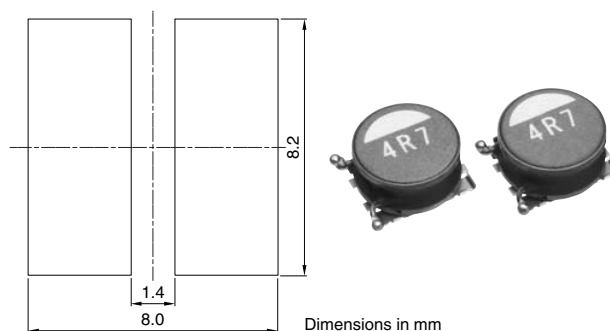
DC to DC converters for LCD TVs, printers, note PCs, etc.

SHAPES AND DIMENSIONS



Dimensions in mm

RECOMMENDED PC BOARD PATTERN



Dimensions in mm

ELECTRICAL CHARACTERISTICS

Part No.	Inductance (μH)	Inductance tolerance (%)	Test frequency (kHz)	DC resistance (Ω)		Rated current(A)*	
				max.	typ.	Based on inductance change max.	Based on temperature rise typ.
VLP8040T-1R0N	1.0	±30	100	0.011	0.008	9.4	7.0
VLP8040T-1R5N	1.5	±30	100	0.013	0.010	7.8	6.7
VLP8040T-2R2N	2.2	±30	100	0.015	0.012	6.7	6.2
VLP8040T-3R3N	3.3	±30	100	0.020	0.015	5.2	5.2
VLP8040T-4R7M	4.7	±20	100	0.025	0.019	4.4	4.5
VLP8040T-6R8M	6.8	±20	100	0.032	0.024	3.6	4.0
VLP8040T-100M	10	±20	100	0.038	0.032	3.2	3.5
VLP8040T-150M	15	±20	100	0.058	0.048	2.6	2.9
VLP8040T-220M	22	±20	100	0.075	0.062	2.2	2.5
VLP8040T-330M	33	±20	100	0.11	0.090	1.8	2.1
VLP8040T-470M	47	±20	100	0.16	0.13	1.5	1.7
VLP8040T-680M	68	±20	100	0.23	0.19	1.2	1.4
VLP8040T-101M	100	±20	100	0.33	0.28	1.0	1.2
VLP8040T-151M	150	±20	100	0.49	0.41	0.8	1.0
VLP8040T-221M	220	±20	100	0.73	0.61	0.6	0.8
VLP8040T-331M	330	±20	100	1.1	0.89	0.5	0.7
VLP8040T-681M	680	±20	100	2.2	1.8	0.3	0.5

* Rated current: Value obtained when current flows and the temperature has risen to 40°C or when DC current flows and the nominal value of inductance has fallen by 30%, whichever is smaller.

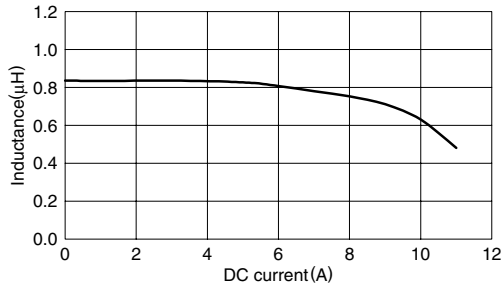
- Operating temperature range: -40 to +105°C (Including self-temperature rise)
- Test equipment Inductance: 4285A PRECISION LCR METER, HP or equivalent
Rdc: MILLIOHM METER VP-2941A, MATSUSHITA or equivalent
L(ldc1): 4285A PRECISION LCR METER, HP with 42841A BIAS CURRENT SOURCE, HP/42842C TEST FIXTURE, HP or equivalent

- Conformity to RoHS Directive: This means that, in conformity with EU Directive 2002/95/EC, lead, cadmium, mercury, hexavalent chromium, and specific bromine-based flame retardants, PBB and PBDE, have not been used, except for exempted applications.

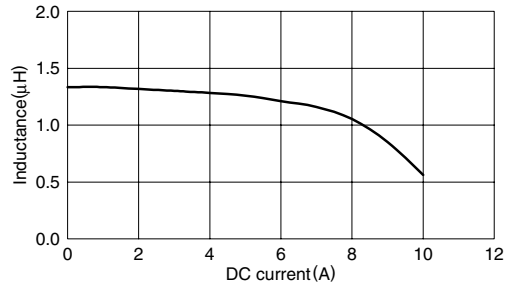
- All specifications are subject to change without notice.

TYPICAL ELECTRICAL CHARACTERISTICS INDUCTANCE vs. DC SUPERPOSITION CHARACTERISTICS

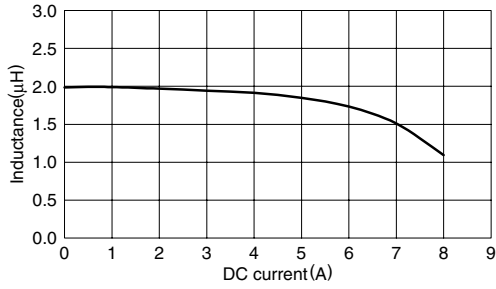
VLP8040T-1R0N



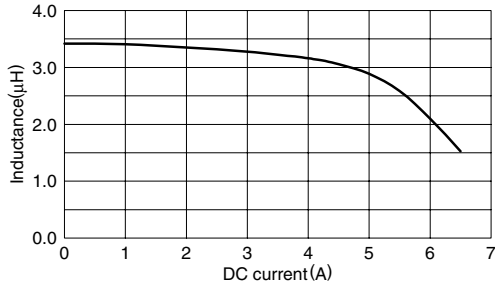
VLP8040T-1R5N



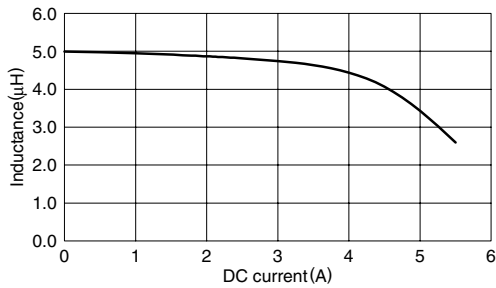
VLP8040T-2R2N



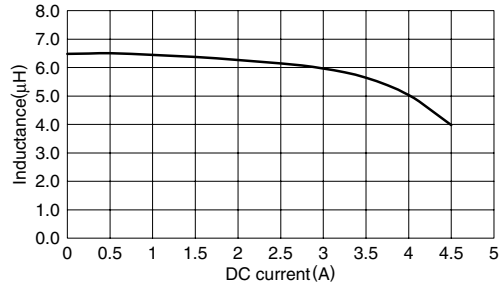
VLP8040T-3R3N



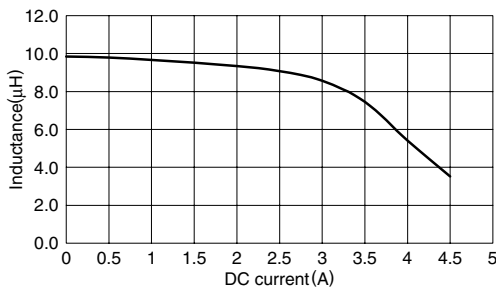
VVLP8040T-4R7M



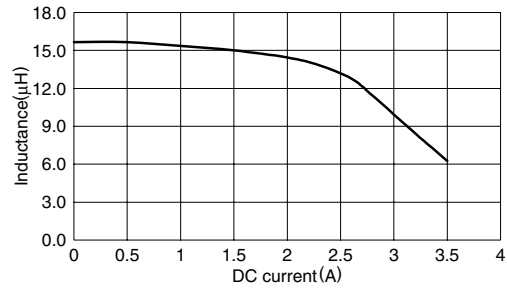
VLP8040T-6R8M



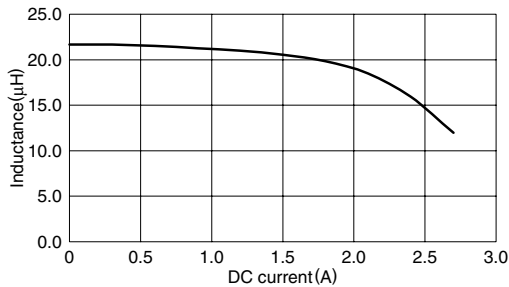
VLP8040T-100M



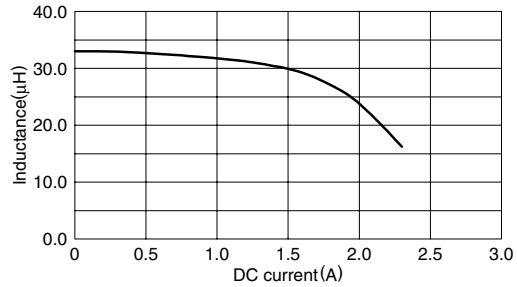
VLP8040T-150M



VLP8040T-220M



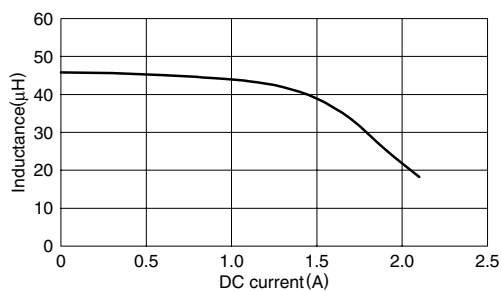
VLP8040T-330M



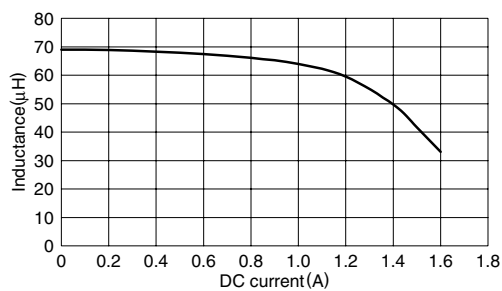
• All specifications are subject to change without notice.

TYPICAL ELECTRICAL CHARACTERISTICS INDUCTANCE vs. DC SUPERPOSITION CHARACTERISTICS

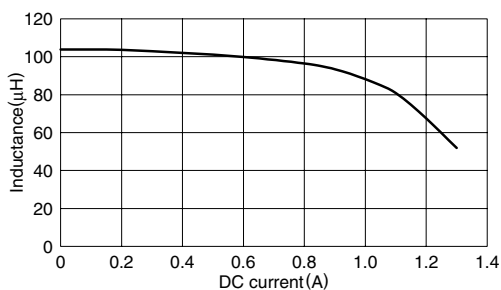
VLP8040T-470M



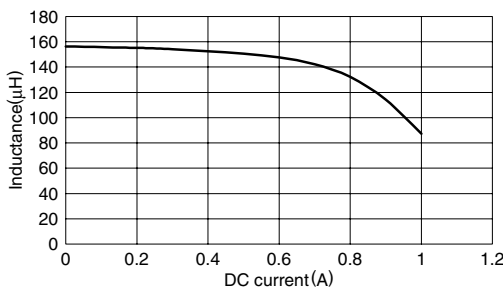
VLP8040T-680M



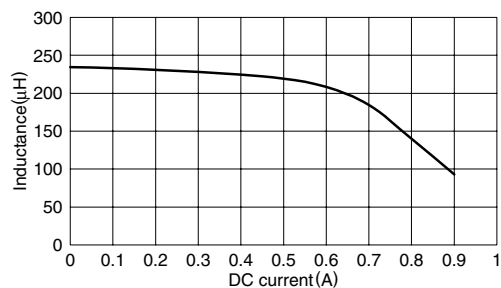
VLP8040T-101M



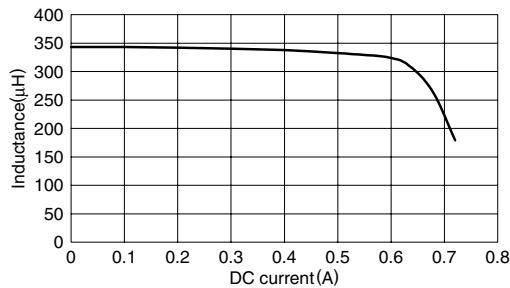
VLP8040T-151M



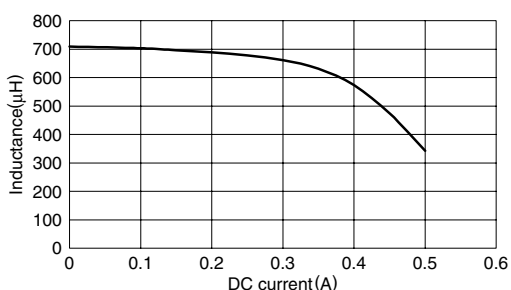
VLP8040T-221M



VLP8040T-331M



VLP8040T-681M



• All specifications are subject to change without notice.