



BOURNS®

Features

- Multiple applications: parallel, series, dual-inductor and transformer
- Magnetically shielded, low radiation
- Inductance range: 0.33 to 4000 μ H
- Rated current up to 6.19 A
- RoHS compliant*

Applications

- SEPIC topology
- Power supplies for:
 - Communication equipment
 - Notebooks, desktop computers, servers
 - LCDs, flat panels, backlights
 - Camcorders, HDTVs, car audio systems

SRF0703 Series - Dual-Winding Shielded Power Inductors

Electrical Specifications @ 25 °C

Bourns Part No.	Parallel Rating				Series Rating			
	Inductance @ 100 KHz L (μ H) \pm 20 %	DCR (Ω) Max.	I _{rms} (A)	Isat (A)	Inductance @ 100 KHz L (μ H) \pm 20 %	DCR (Ω) Max.	I _{rms} (A)	Isat (A)
SRF0703-R33M	0.33	0.0092	6.19	14.4	1.32	0.04	3.1	7.18
SRF0703-1R0M	1.0	0.0135	5.25	7.97	4	0.072	2.63	3.99
SRF0703-1R5M	1.5	0.0191	4.64	6.52	6	0.11	2.32	3.26
SRF0703-2R2M	2.2	0.0217	4.11	5.52	8.8	0.132	2.06	2.76
SRF0703-3R3M	3.3	0.0316	3.31	4.22	13.2	0.182	1.66	2.11
SRF0703-4R7M	4.7	0.0406	3.09	3.78	18.8	0.242	1.55	1.89
SRF0703-6R8M	6.8	0.0658	2.55	3.12	27.2	0.285	1.28	1.56
SRF0703-8R2M	8.2	0.0772	2.19	2.66	32.8	0.306	1.1	1.33
SRF0703-100M	10	0.0826	2.08	2.47	40	0.342	1.04	1.24
SRF0703-150M	15	0.119	1.83	2.05	60	0.47	0.916	1.03
SRF0703-220M	22	0.15	1.62	1.67	88	0.62	0.811	0.83
SRF0703-330M	33	0.24	1.31	1.35	132	1.0	0.653	0.68
SRF0703-470M	47	0.338	1.08	1.14	188	1.28	0.542	0.57
SRF0703-680M	68	0.507	0.89	0.96	272	1.92	0.444	0.48
SRF0703-820M	82	0.61	0.86	0.89	328	2.28	0.43	0.44
SRF0703-101M	100	0.715	0.73	0.79	400	2.64	0.367	0.39
SRF0703-151M	150	0.986	0.58	0.65	600	3.63	0.289	0.32
SRF0703-221M	220	1.48	0.52	0.53	880	5.5	0.26	0.27
SRF0703-331M	330	2.16	0.42	0.44	1320	8.25	0.211	0.22
SRF0703-471M	470	2.82	0.35	0.37	1880	11.22	0.173	0.18
SRF0703-681M	680	3.96	0.29	0.31	2720	16.17	0.143	0.15
SRF0703-821M	820	5.01	0.27	0.28	3280	20.07	0.134	0.14
SRF0703-102M	1000	6.11	0.26	0.25	4000	24.42	0.128	0.13

General Specifications

Test Voltage0.25 V
 Hi-pot500 Vrms, 3 mA, 3 sec.
 Reflow Soldering .. 230 °C; 50 sec. max.
 Operating Temperature
 -40 °C to +105 °C
 (Temperature rise included)
 Storage Temperature .. -40 °C to +125 °C
 Resistance to Solder Heat
 +260 °C for 10 sec.

Materials

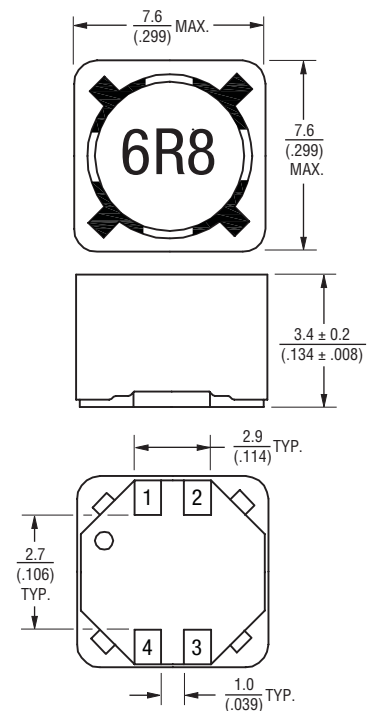
Core Ferrite
 Wire Enameled copper
 Base LCP
 Adhesive Epoxy resin
 Terminal Cu/Ni/Sn
 Rated Current
 Inductance drops 30 % at Isat
 Temperature Rise 40 °C at rated I_{rms}
 Packaging 1500 pcs. per 13-inch reel

How to Order

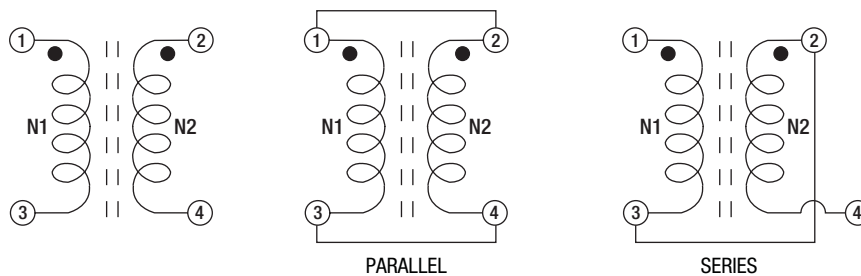
SRF0703 - 100M

Model _____
 Value Code (see table) _____

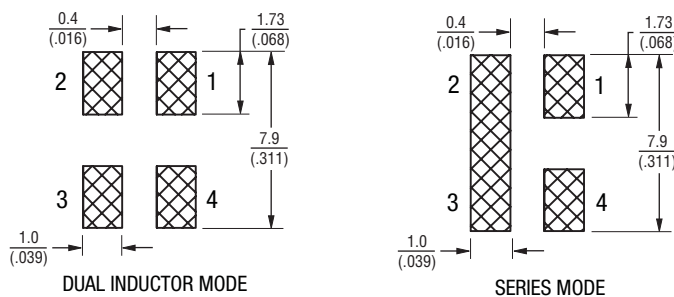
Product Dimensions



Electrical Schematic



Recommended Layout



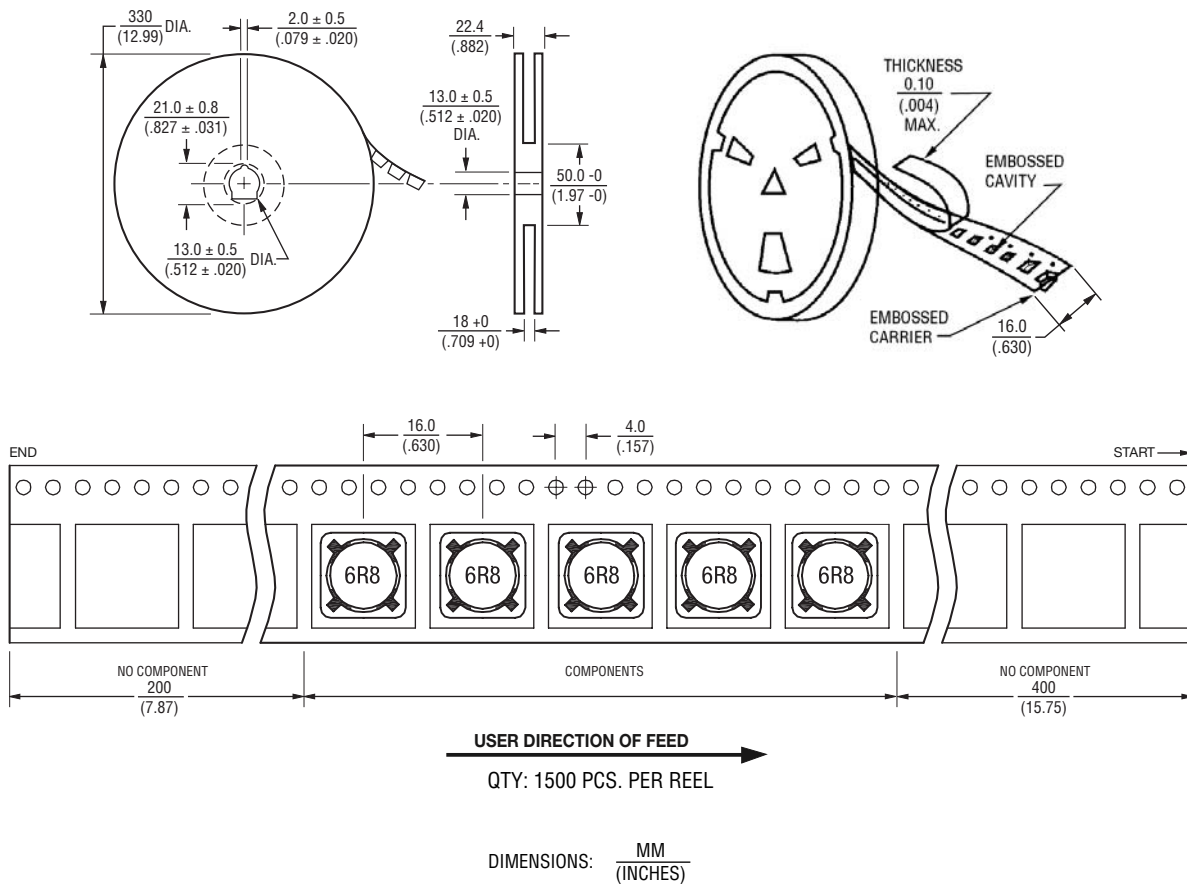
*RoHS Directive 2002/95/EC Jan 27, 2003 including Annex.
 Specifications are subject to change without notice.
 Customers should verify actual device performance in their specific applications.

DIMENSIONS: $\frac{\text{MM}}{\text{(INCHES)}}$

SRF0703 Series - Dual-Winding Shielded Power Inductors

BOURNS®

Packaging Specifications



BOURNS®

Asia-Pacific: Tel: +886-2 2562-4117 • Fax: +886-2 2562-4116

Europe: Tel: +41-41 768 5555 • Fax: +41-41 768 5510

The Americas: Tel: +1-951 781-5500 • Fax: +1-951 781-5700

www.bourns.com

REV. 01/11

Specifications are subject to change without notice.
Customers should verify actual device performance in their specific applications.