

# OVEN CONTROLLED CRYSTAL OSCILLATOR

AOCJY1 Series



RoHS  
Compliant



20.8 x 13.2 x 8.2 mm

## FEATURES:

- 20.8 x 13.2 x 8.2 mm Leaded- RoHS Compliant Reflow-able Package
- AT-Cut, High "Q" resonator based design
- Either Sinewave or CMOS RF output
- Available with  $\pm 500$  ppb over  $-40^{\circ}\text{C}$  to  $+75^{\circ}\text{C}$  operating temperature Range
- Tighter Stabilities to  $\pm 50.0$  ppb over  $0^{\circ}\text{C}$  to  $+50^{\circ}\text{C}$  also available
- Exceptional long-term Aging of  $\pm 3$  ppm max. over 10-Year Product Life
- Excellent close-in phase noise ( $-145$  dBc/Hz Typical @1k Hz offset; 10MHz carrier)

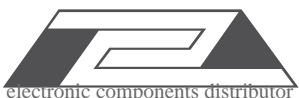
## APPLICATIONS:

- Cellular Infrastructure
- Radar Systems
- Test & Measurement Equipment
- GPS Tracking with precision hold-over accuracy
- WiMax / WLAN

## STANDARD SPECIFICATIONS:

Parameters	Minimum	Typical	Maximum	Units	Notes
RF Output					
Frequency	10.00		100.00	MHz	Overall Frequency range
Standard Available Frequencies	10.00, 12.80, 13.00, 26.00, 38.88, 40.00, 100.00 MHz				
Waveform	CMOS				
Level "1" (Logic High)	$0.9 \cdot V_{dd}$			Volts	
Level "0" (Logic Low)			$0.1 \cdot V_{dd}$	Volts	
Load		15		pf	
Rise & Fall Time			6.0	ns	
Duty Cycle	45		55	%	
Waveform	Sinewave				
Peak Power	2.00			dBm	
Output Load		50		$\Omega$	
Short Term Stability		$1 \times 10^{-9}$		/second	Alan Variance
Operable Temperature Range	-40		75	$^{\circ}\text{C}$	See Stability Options
Frequency Stability Options					
0 $^{\circ}\text{C}$ to +50 $^{\circ}\text{C}$			$\pm 50.00$	ppb	Default Spec.
-20 $^{\circ}\text{C}$ to +70 $^{\circ}\text{C}$			$\pm 200.00$	ppb	Option "E"
-40 $^{\circ}\text{C}$ to +75 $^{\circ}\text{C}$			$\pm 500.00$	ppb	Option "F"
Frequency Stability vs. Supply Voltage ( $V_{dd} \pm 5\%$ )			$\pm 50.00$	ppb	
Warm-Up @ 25 $^{\circ}\text{C}$			$\pm 500.00$	ppb	In $\leq$ 3-minutes
Power Consumption @ turn on			2.00	Watts	
Power Consumption Steady State			1.00	Watt	
Supply Voltage ( $V_{dd}$ )	3.13	3.30	3.46	Volts	See Options
Aging					
Yearly			$\pm 500$	ppb	
10-Years			$\pm 3.00$	ppm	

ABRACON IS  
ISO9001:2008  
CERTIFIED



ABRACON  
CORPORATION

Visit [www.abracon.com](http://www.abracon.com) for Terms & Conditions of Sale **Revised: 12.01.10**  
30332 Esperanza, Rancho Santa Margarita, California 92688  
tel 949-546-8000 | fax 949-546-8001 | [www.abracon.com](http://www.abracon.com)

# OVEN CONTROLLED CRYSTAL OSCILLATOR

AOCJY1 Series



RoHS  
Compliant



20.8 x 13.2 x 8.2 mm

## STANDARD SPECIFICATIONS - continued.

Parameters	Minimum	Typical	Maximum	Units	Notes
Supply Voltage Variation			±50	ppb	VDD ± 5% change
Spectral Content					
Spurious Response			-35	dBc	
Phase Noise (10MHz Carrier) @ 5V					
@ 10 Hz offset			-90	dBc / Hz	
@ 100 Hz offset			-120	dBc / Hz	
@ 1,000 Hz offset			-145	dBc / Hz	
@ 10,000 Hz offset			-150	dBc / Hz	
Electrical Frequency Adjustment					
Control Voltage Range (Vc)	0.0		Vdd	Volts	
Frequency Pull Range	±5.00			ppm	
Frequency Pull Slope		Positive			
Control Voltage Port Impedance	10			kΩ	
Center Control Voltage	(Vdd/2) - 0.5	Vdd/2	(Vdd/2) +0.5	Volts	
Control Port Linearity		±10		%	
Storage Temperature	-40		+100	°C	

## OPTIONS AND PART IDENTIFICATION (Left blank if standard)

AOCJY1 -  -  MHz -  -

Supply Voltage Option	
Blank	3.30V
A	5.00V

Temperature Options	
E	-20°C to +70°C
F	-40°C to +75°C

Frequency in MHz	
Such as; 10.000 MHz	
26.000 MHz	
100.000 MHz	

RF Output Options	
Blank	CMOS
SW	Sinewave

# OVEN CONTROLLED CRYSTAL OSCILLATOR

AOCJY1 Series

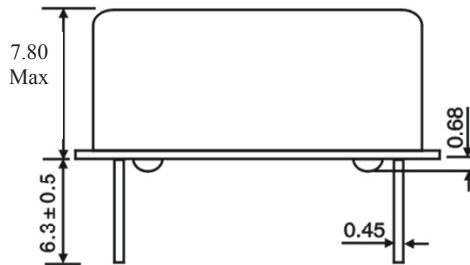
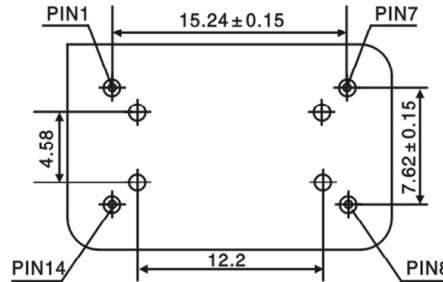
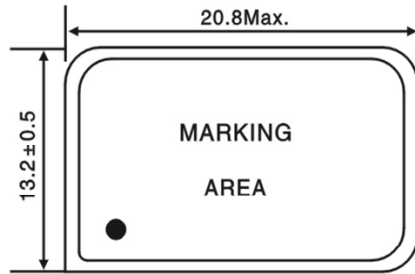


**RoHS**  
Compliant



20.8 x 13.2 x 8.2 mm

## OUTLINE DIMENSIONS

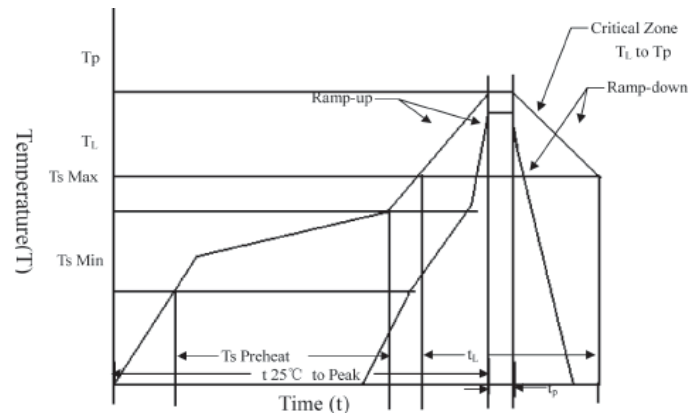
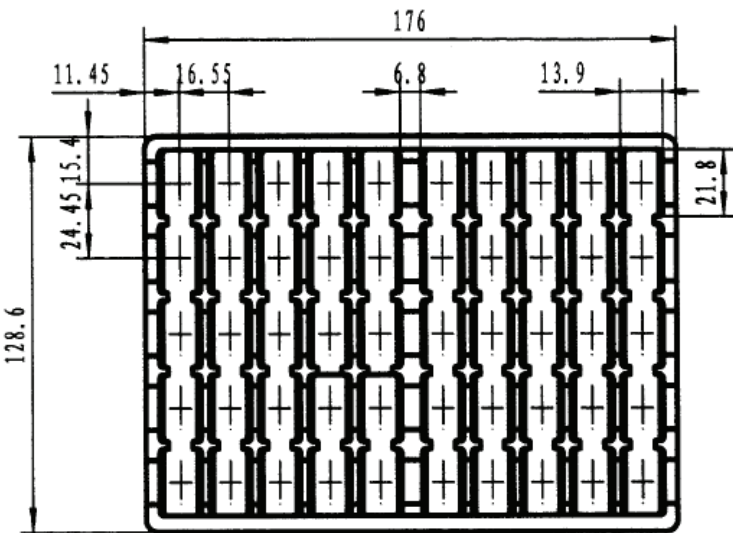


Pin	Function
1	Control Voltage
7	GND
8	Output
14	Power Supply

## PACKAGING

(50) units per tray

## REFLOW PROFILE:



$T_S$ max to $T_L$ (Ramp-up Rate)	3°C/second max.
Preheat	
Temperature Min. ( $T_S$ Min.)	150°C
Temperature Typical ( $T_S$ Typ.)	175°C
Temperature Max. ( $T_S$ Max.)	200°C
Time ( $t_S$ )	60 ~ 180 seconds
Ramp-up rate ( $T_L$ to $T_p$ )	3°C/second max.
Time Maintained Above:	
--Temperature ( $T_L$ )/Time ( $T_L$ )	217°C/60 ~ 150 seconds
Peak Temperature ( $T_p$ )	250°C max. for 10 seconds
Target Peak Temperature ( $T_p$ Target)	250°C +0/-5°C
Time within 5°C of actual peak ( $t_p$ )	20 ~ 40 seconds
Ramp-down Rate	6°C/second max.
Tune 25°C to Peak Temperature (t)	8 minutes max.

**ATTENTION:** Abracon Corporation's products are COTS – Commercial-Off-The-Shelf products; suitable for Commercial, Industrial and, where designated, Automotive Applications. Abracon's products are not specifically designed for Military, Aviation, Aerospace, Life-dependant Medical applications or any application requiring high reliability where component failure could result in loss of life and/or property. For applications requiring high reliability and/or presenting an extreme operating environment, written consent and authorization from Abracon Corporation is required. Please contact Abracon Corporation for more information.

ABRACON IS  
ISO9001:2008  
CERTIFIED



**ABRACON**  
CORPORATION

Visit [www.abracon.com](http://www.abracon.com) for Terms & Conditions of Sale **Revised: 12.01.10**  
30332 Esperanza, Rancho Santa Margarita, California 92688  
tel 949-546-8000 | fax 949-546-8001 | [www.abracon.com](http://www.abracon.com)