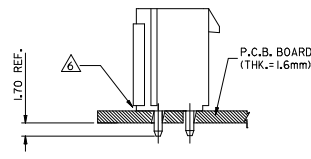
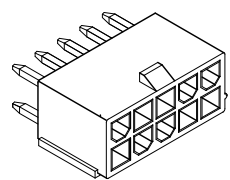
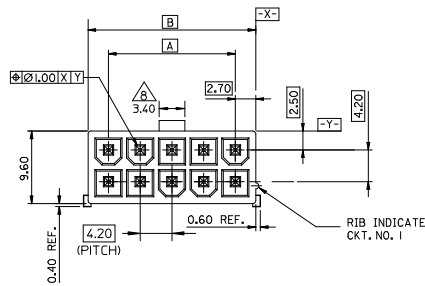
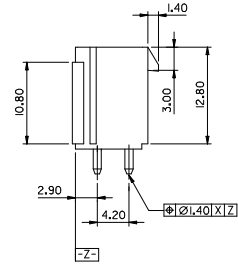
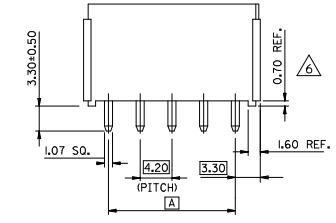


10 9 8 7 6 5 4 3 2 1



RECOMMENDED INSTALLATION PATTERN

	51.60±0.55	46.20	24
	47.40±0.55	42.00	22
	43.20±0.50	37.80	20
	39.00±0.45	33.60	18
	34.80±0.35	29.40	16
	30.60±0.30	25.20	14
	26.40±0.30	21.00	12
	22.20±0.30	16.80	10
	18.00±0.30	12.60	8
	13.80±0.25	8.40	6
	9.60±0.25	4.20	4
	5.40±0.20	--	2
	B	A	CKT. SIZE



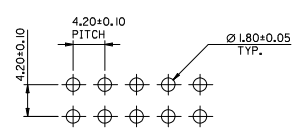
LEGEND

(REF TABLE ON SHEET 2)

- 36633-**** SEE TABLE 'X' ON SHEET 2 FOR CKT SIZE, PKG, PLATING, & HSG COLOR OPTIONS.
- 87427-****
- CKT. SIZE
- PLATING OPTIONS
 - 2 = NOTE
 - 3 = NOTE
 - 8 = NOTE
- COLOR
 - 4 = BEIGE
 - 9 = BLACK

NOTES

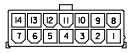
1. MATERIALS:
 - HEADER: NYLON 46, UL94V-0, COLOR SEE LEGEND.
 - PIN: BRASS
2. FINISH- PLATING OF PIN:
 - TIN .00254 MIN. OVER NICKEL .00127 MIN.
 - TIN .004-.010 OVER COPPER .002-.008.
 - GOLD .00076 MIN. OVER NICKEL .00127 MIN.
 - TIN .00254 MIN. OVER NICKEL .00127 MIN. WITH MATTE FINISH. PART NUMBERS 36633-0025 TO 36633-0029 & 36633-0033 TO 36633-0039 INCLUDED AS SHOWN IN TABLE 'X'.
3. PRODUCT SPECIFICATION: PS-87427-0001.
4. PACKAGING SPECIFICATION: BULK PACK PER PK-87427-004.
5. MATES WITH: MINI-FIT JR. RECEPTACLE SERIES 5557.
6. HOUSING STANDOFF (0.70mm REF)
7. THESE PARTS CONFORM TO CLASS 'B' REQUIREMENTS OF COSMETIC SPECIFICATION PS-45499-002.
8. THIS DIMENSION IS 4.2 ON 2 CKT PARTS.



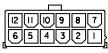
RECOMMENDED P.C.B. LAYOUT

UPDATE TITLE EC NO: UCF2011-0884 DRWN: JAGUILAR CHKD: BELL APPR: FSMITH 2011/02/07 2011/02/11 2011/02/11	QUALITY SYMBOLS =0 =0 =0	GENERAL TOLERANCES (UNLESS SPECIFIED)		DIMENSION STYLE	SCALE	DESIGN UNITS	THIRD ANGLE PROJECTION	
				MM ONLY	2:1	METRIC		
		4 PLACES ± --- ± --- 3 PLACES ± --- ± --- 2 PLACES ± 0.20 ± --- 1 PLACE ± --- ± ---		DRAWN BY DATE		TITLE		
		ANGULAR ± ---°		SAM.C 960401		4.2MM W-T-B VERT. HEADER W/O FLANGES MINI-FIT JR		
D2 REV	DRAFT WHERE APPLICABLE MUST REMAIN WITHIN DIMENSIONS	APPROVED BY DATE		MATERIAL NO.		DOCUMENT NO.		
		FSMITH 2010/10/04		SEE CHART		SD-87427-***4*		
		THIS DRAWING CONTAINS INFORMATION THAT IS PROPRIETARY TO MOLEX INCORPORATED AND SHOULD NOT BE USED WITHOUT WRITTEN PERMISSION		SHEET NO.		1 OF 2		

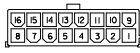
10 9 8 7 6 5 4 3 2 1



CKT.SIZE 14



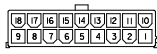
CKT.SIZE 12



CKT.SIZE 16



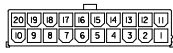
CKT.SIZE 10



CKT.SIZE 18



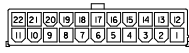
CKT.SIZE 8



CKT.SIZE 20



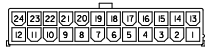
CKT.SIZE 6



CKT.SIZE 22



CKT.SIZE 4



CKT.SIZE 24



CKT.SIZE 2

BEIGE	
36633-0029	24
36633-0028	22
36633-0027	20
36633-0039	18
36633-0026	16
36633-0038	14
36633-0037	12
36633-0025	10
36633-0036	8
36633-0035	6
36633-0034	4
36633-0033	2
PIN	ENG. NO. CKT. SIZE
	BULK PACKED

SEE NOTE ON SHEET 1 FOR PLATING DETAILS

** CONSULT FACTORY FOR AVAILABILITY

BLACK	
# 87427-249*	24
# 87427-229*	22
# 87427-209*	20
# 87427-189*	18
# 87427-169*	16
# 87427-149*	14
# 87427-129*	12
# 87427-109*	10
# 87427-089*	8
# 87427-069*	6
# 87427-049*	4
# 87427-029*	2
ENG. NO.	CKT. SIZE
	BULK PACKED

BEIGE	
87427-244*	24
87427-224*	22
87427-204*	20
87427-184*	18
87427-164*	16
87427-144*	14
87427-124*	12
87427-104*	10
87427-084*	8
87427-064*	6
87427-044*	4
87427-024*	2
ENG. NO.	CKT. SIZE
	BULK PACKED

SEE SHEET 1 EC NO: UCP2011-0884 DRWN: JAGUILAR 2011/02/07 CHKD: IRELL 2011/02/07 APPR: FSMITH 2011/02/11 D2	QUALITY SYMBOLS $\nabla=0$ $\nabla=0$ $\nabla=0$	GENERAL TOLERANCES (UNLESS SPECIFIED)		DIMENSION STYLE MM ONLY	SCALE 2:1	DESIGN UNITS METRIC	<input checked="" type="checkbox"/> THIRD ANGLE PROJECTION		
		4 PLACES ± --- ± --- 3 PLACES ± --- ± --- 2 PLACES ± 0.20 ± --- 1 PLACE ± --- ± ---	(mm) INCH	DRAWN BY SAM.C	DATE 960415	TITLE 4.2MM W-T-B VERT. HEADER W/O FLANGES MINI-FIT JR.			
		DRAFT WHERE APPLICABLE MUST REMAIN WITHIN DIMENSIONS	APPROVED BY FSMITH	DATE 2010/10/04	MATERIAL NO. SEE CHART		DOCUMENT NO. SD-87427-***4*	SHEET NO. 2 OF 2	
		THIS DRAWING CONTAINS INFORMATION THAT IS PROPRIETARY TO MOLEX INCORPORATED AND SHOULD NOT BE USED WITHOUT WRITTEN PERMISSION							

9 8 7 6 5 4 3 2 1