

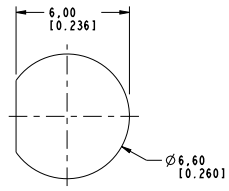
NOTES:

1. MATERIALS AND FINISHES:
 BODY - BRASS, GOLD PLATING
 CONTACT - BeCu, GOLD PLATING
 INSULATOR - PTFE
2. ELECTRICAL:
 A. IMPEDANCE: 75 OHMS
 B. FREQUENCY RANGE: DC - 4 GHz
 C. RETURN LOSS : 30 dB @ 3 GHz
 D. DIELECTRIC WITHSTANDING VOLTAGE: 1000 VRMS, MIN.
 E. INSULATION RESISTANCE: 10,000 MEGOHMS MIN
3. MECHANICAL:
 A. DURABILITY: 500 CYCLES MIN.
4. ENVIRONMENTAL:
 A. THERMAL SHOCK PER MIL-STD-202 METHOD 107
 TEST CONDITION B (EXCEPT HIGH TEMP @200°C)
 B. VIBRATION: MIL-STD-202 METHOD 204 TEST CONDITION B
 C. SHOCK: MIL-STD-202 METHOD 213 TEST CONDITION B
 D. CORROSION: MIL-STD-202 METHOD 101
 TEST CONDITION B 5% SALT SOLUTION
5. AMPHENOL SPANNER WRENCH 227-1490 REQUIRED TO MOUNT CONNECTOR TO PANEL.
6. PACKAGING:
 A. QUANTITY: SINGLE PACK
 B. MARKING: BAG TO BE MARKED "AMPHENOLRF, 34-1018 AND DATE CODE"

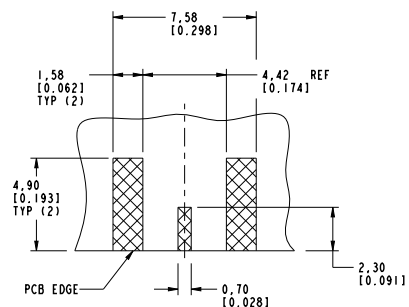
THIRD ANGLE PROJ.

REVISIONS

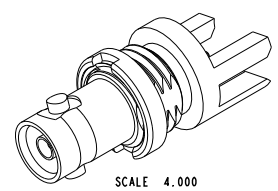
REV	DESCRIPTION	DATE	ECO	APPR
A	RELEASED TO MFG.	--	48167	AAP



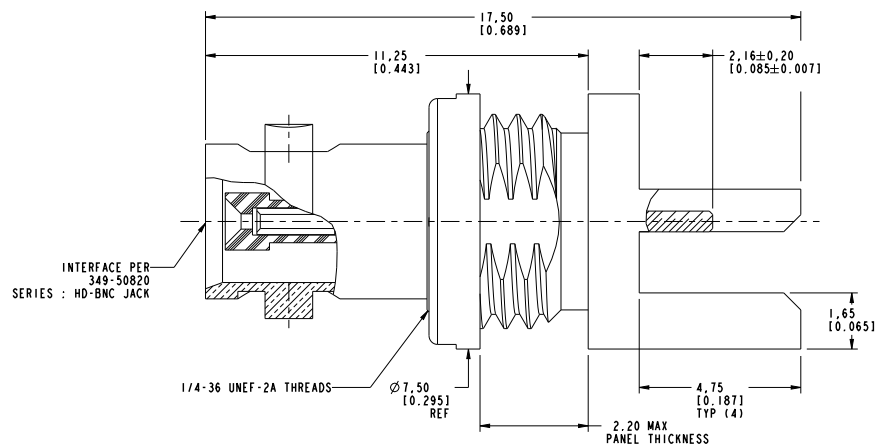
**SCALE 5.000
RECOMMENDED MOUNTING HOLE
DIMENSIONS**



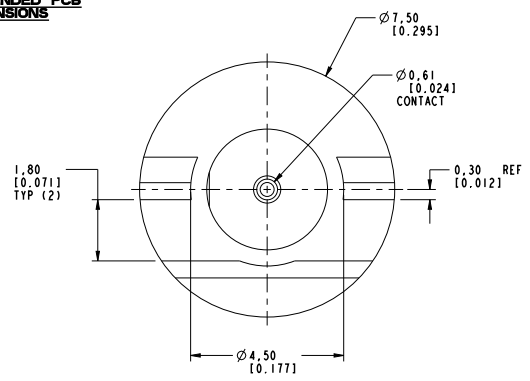
**SCALE 5.000
RECOMMENDED PCB
DIMENSIONS**



SCALE 4.000



INTERFACE PER
349-50820
SERIES : HD-BNC JACK



CUSTOMER OUTLINE DRAWING
ALL OTHER SHEETS ARE FOR INTERNAL USE ONLY

<p>UNLESS OTHERWISE SPECIFIED, DIMENSIONS ARE IN METRIC AND TOLERANCES ARE: <0.5mm ±0.05mm 0.5 - 6mm ±0.1mm 6 - 30mm ±0.2mm 30 - 120mm ±0.3mm ANGLES ±1°</p> <p>NOTICE: These drawings, specifications, or other data (1) are, and remain the property of Amphenol Corp. (2) must be returned upon request; and (3) are confidential and not to be disclosed to any person other than those to whom they are given by Amphenol Corp. The furnishing of these drawings, specifications, or other data by Amphenol Corp., or to any other person for any purpose is not to be regarded by implication or otherwise in any manner licensing, granting rights to permitting such holder or any other person to manufacture, use or sell any product, process or design, patented or otherwise, that may in any way be related to or disclosed by said drawings, specifications, or other data.</p>	<p>MATERIAL</p> <p>SEE NOTES</p>	<p>DRAWN</p> <p>PADMANABHAN E</p>	<p>DATE</p> <p>27-Jan-10</p>	<p>TITLE</p> <p>HD BNC BHD JACK EDGE MOUNT FOR 0.062" THICK BOARD</p>	<p>Amphenol RF</p> <p>Danbury CT USA, Taiwan, Tainan, Shenzhen, China www.amphenolrf.com</p>	
	<p>REFERENCE</p> <p>EAR # 3896</p> <p>CONFIGURATION LEVEL: Prototype</p>	<p>ENGINEER</p> <p>PADMANABHAN E</p>	<p>DATE</p> <p>27-Jan-10</p>			<p>DRAWING NO. 34-1018</p>
	<p>FINISH</p>	<p>APPROVED</p>	<p>DATE</p>	<p>SCALE: 9.0:1.0</p> <p>DWG SIZE</p> <p>B</p>	<p>SHEET 2 OF 4</p> <p>REV</p> <p>A</p>	<p>ITEM NO. 34-1018</p> <p>PART NO. 34-1018</p>
		<p>CAD FILE</p> <p>Root Folder/HD-BNC/34-1018</p>				

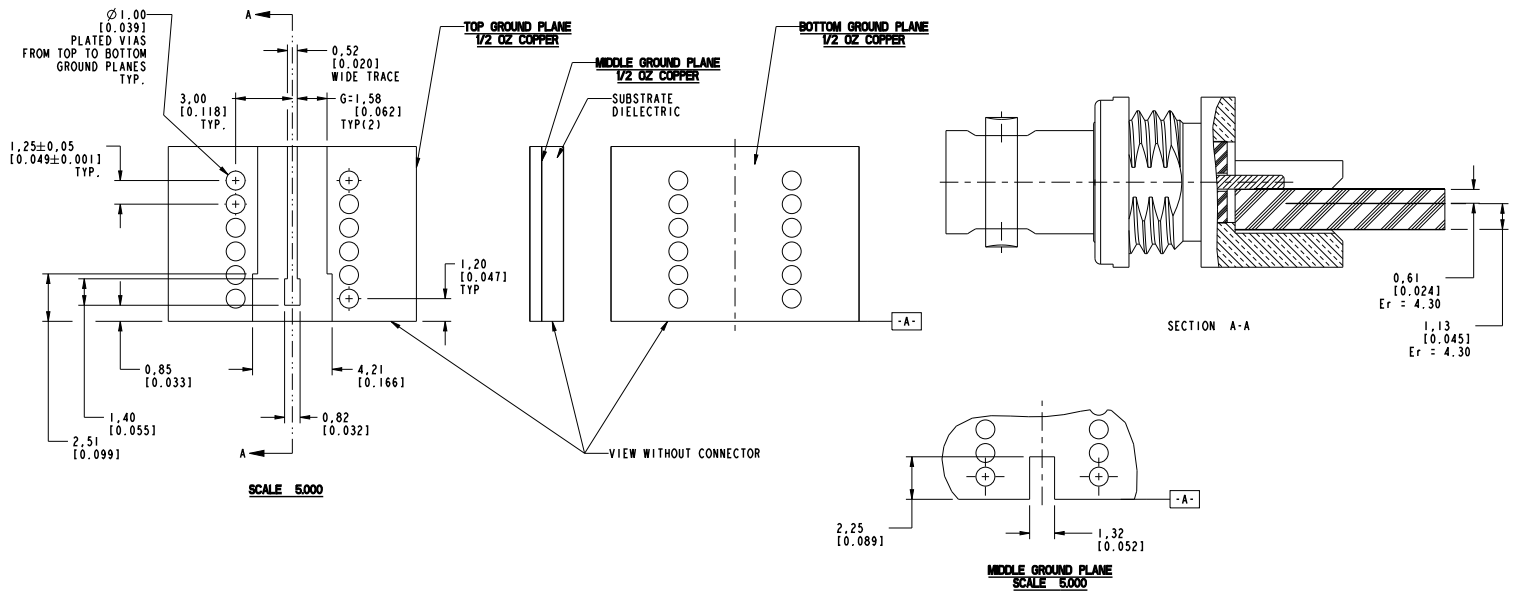
THIRD ANGLE PROJ.

REVISIONS

REV	DESCRIPTION	DATE	ECO	APPR
A	RELEASED TO MFG.	--	48167	AAP

RECOMMENDED PCB LAUNCH FOR OPTIMAL RF PERFORMANCE

VARIATIONS IN BOARD SUBSTRATE AND TRACE MAY REQUIRE DIFFERENT GEOMETRY

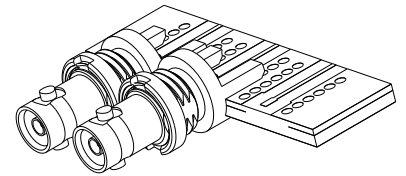
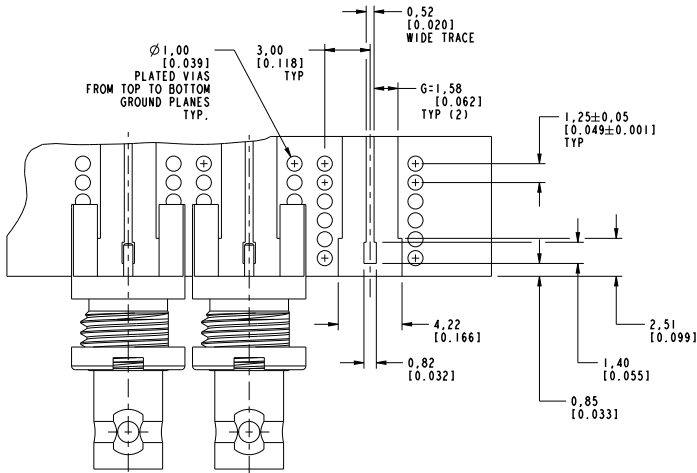


<p>UNLESS OTHERWISE SPECIFIED, DIMENSIONS ARE IN METRIC AND TOLERANCES ARE: <0.5mm ±0.05mm 0.5 - 6mm ±0.1mm 6 - 30mm ±0.2mm 30 - 120mm ±0.3mm ANGLES ±1°</p> <p>NOTICE - These drawings, specifications, or other data (1) are, and remain the property of Amphenol Corp. (2) must be returned upon request; and (3) are confidential and not to be disclosed to any person other than those to whom they are given by Amphenol Corp. The furnishing of these drawings, specifications, or other data by Amphenol Corp., or to any other person for any purpose is not to be regarded by implication or otherwise in any manner licensing, granting rights to permitting such holder or any other person to manufacture, use or sell any product, process or design, patented or otherwise, that may in any way be related to or disclosed by said drawings, specifications, or other data.</p>	<p>MATERIAL</p>	<p>DRAWN PADMANABHAN E</p> <p>DATE 25-Jun-10</p>	<p>TITLE HD BNC BHD JACK EDGE MOUNT FOR 0.062" THICK BOARD</p> <p>SCALE: 12.0:1.0 SHEET 3 OF 4</p>	<p>Amphenol RF Danbury CT USA, Taiwan, Tainan, Shenzhen, China www.amphenolrf.com</p>
	<p>REFERENCE EAR # 3896</p> <p>CONFIGURATION LEVEL: Prototype</p> <p>FINISH</p>	<p>ENGINEER PADMANABHAN E</p> <p>DATE 25-Jun-10</p> <p>APPROVED</p> <p>DATE</p> <p>CAD FILE Root Folder/HD-BNC/34-1018</p>		

THIRD ANGLE PROJ.

REVISIONS

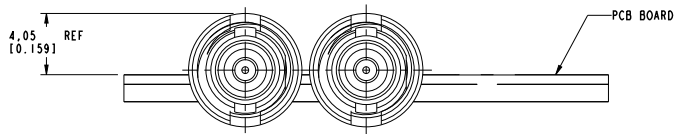
REV	DESCRIPTION	DATE	ECO	APPR
A	RELEASED TO MFG.	--	48167	PNE



SCALE 3.000

RECOMMENDED PCB LAUNCH

CONNECTORS TO BE SPACED AT 8 MM MIN. PITCH.



CUSTOMER OUTLINE DRAWING

ALL OTHER SHEETS ARE FOR INTERNAL USE ONLY

UNLESS OTHERWISE SPECIFIED, DIMENSIONS ARE IN METRIC AND TOLERANCES ARE:
 <0.5mm ±0.05mm 0.5 - 6mm ±0.1mm 6 - 30mm ±0.2mm 30 - 120mm ±0.3mm ANGLES ±1°
 NOTICE - These drawings, specifications, or other data (1) are, and remain the property of Amphenol Corp., (2) must be returned upon request; and (3) are confidential and not to be disclosed to any person other than those to whom they are given by Amphenol Corp. The furnishing of these drawings, specifications, or other data by Amphenol Corp., or to any other person to anyone for any purpose is not to be regarded by implication or otherwise in any manner licensing, granting rights to permitting such holder or any other person to manufacture, use or sell any product, process or design, patented or otherwise, that may in any way be related to or disclosed by said drawings, specifications, or other data.

MATERIAL	-	DRAWN	PADMANABHAN E	DATE	29-Jun-10
REFERENCE	EAR # 3896	ENGINEER	PADMANABHAN E	DATE	29-Jun-10
CONFIGURATION LEVEL:	Prototype	APPROVED		DATE	
FINISH		CAD FILE	Root Folder/HD-BNC/34-1018		

TITLE	HD BNC BHD JACK EDGE MOUNT FOR 0.062" THICK BOARD
SCALE:	4.0:1.0 SHEET 4 OF 4
DWG SIZE	B
REV	A

Amphenol RF
Donbury CT USA, Taiwan, Taiwan, Shenzhen, China www.amphenolrf.com
DRAWING NO. 34-1018
ITEM NO. 34-1018
PART NO. 34-1018