

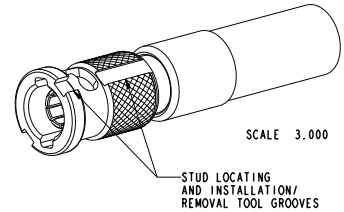
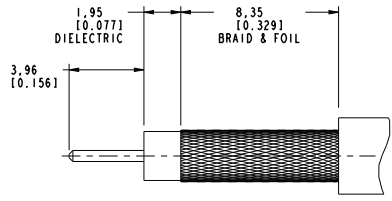
NOTES:

- MATERIALS AND FINISHES:**
 BODY AND BAYONET SLEEVE - BRASS, NICKEL PLATING
 OUTER CONTACT - BeCu, NICKEL PLATING
 CONTACT - PHOSPHOR BRONZE, GOLD PLATING
 FERRULE - COPPER, NICKEL PLATING
 INSULATOR - PTFE
- ELECTRICAL:**
 A. IMPEDANCE: 75 OHM
 B. FREQUENCY RANGE: DC - 3 GHz
 C. RETURN LOSS: 30 dB MIN.
 D. DIELECTRIC WITHSTANDING VOLTAGE: 1000 VRMS, MIN.
 E. INSULATION RESISTANCE: 10,000 MΩ MIN
- MECHANICAL:**
 A. DURABILITY: 500 CYCLES MIN.
 B. TEMPERATURE RANGE: -65° C TO +165° C
- ENVIRONMENTAL:**
 A. THERMAL SHOCK PER MIL-STD-202 METHOD 107
 TEST CONDITION B (EXCEPT HIGH TEMP @200°C)
 B. VIBRATION: MIL-STD-202 METHOD 204 TEST CONDITION B
 C. SHOCK: MIL-STD-202 METHOD 213 TEST CONDITION B
 D. CORROSION: MIL-STD-202 METHOD 101
 TEST CONDITION B 5% SALT SOLUTION
- PACKAGING:**
 A. QUANTITY: SINGLE PACK
 B. MARKING: BAG TO BE MARKED:
 "AMPHENOLRF, 34-1033 DATE CODE"
- HIGH DENSITY INSTALLATION/REMOVAL TOOL: 227-T2000**
- CABLE ASSEMBLY INSTRUCTIONS:**
 A. TRIM CABLE AS SHOWN
 B. CRIMP CONTACT TO CABLE CENTER CONDUCTOR WITH .042" SQUARE DIE
 C. CRIMP FERRULE WITH 0.213" HEX.

THIRD ANGLE PROJ.

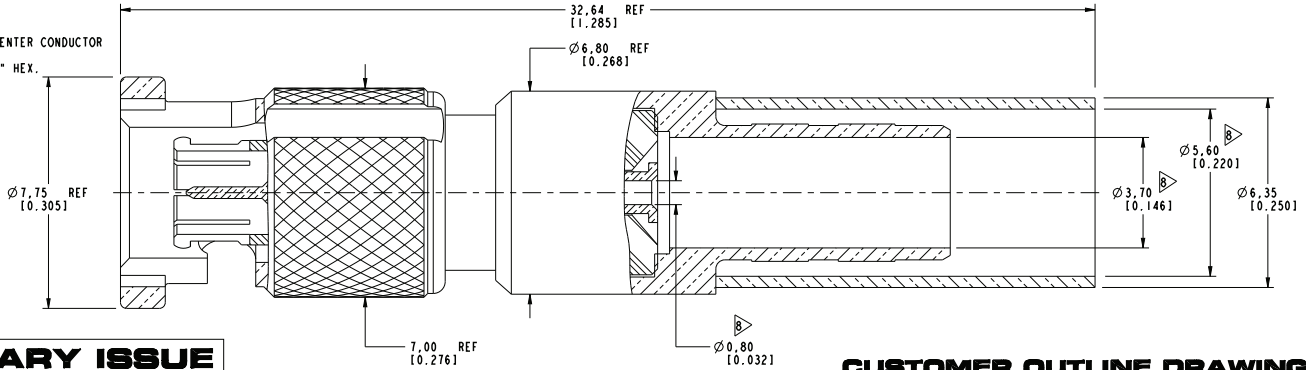
REVISIONS

REV	DESCRIPTION	DATE	ECO	APPR
1	PROTOTYPE RELEASE	19-May-10	--	AAP



RECOMMENDED CABLE STRIPPING DIMENSIONS

SHOWS CABLE ENTRY DIMENSIONS.



PRELIMINARY ISSUE

CUSTOMER OUTLINE DRAWING
 ALL OTHER SHEETS ARE FOR INTERNAL USE ONLY

UNLESS OTHERWISE SPECIFIED, DIMENSIONS ARE IN METRIC AND TOLERANCES ARE: <0.5mm ±0.05mm 0.5 - 6mm ±0.1mm 6 - 30mm ±0.2mm 30 - 120mm ±0.3mm ANGLES ±1° NOTICE: These drawings, specifications, or other data (1) are, and remain the property of Amphenol Corp. (2) must be returned upon request; and (3) are confidential and not to be disclosed to any person other than those to whom they are given by Amphenol Corp. The furnishing of these drawings, specifications, or other data by Amphenol Corp., or to any other person to anyone for any purpose is not to be regarded by implication or otherwise in any manner licensing, granting rights to permitting such holder or any other person to manufacture, use or sell any product, process or design, patented or otherwise, that may in any way be related to or disclosed by said drawings, specifications, or other data.	MATERIAL	DRAWN	DATE	TITLE	Amphenol RF Danbury CT USA, Taiwan, Taiwan, Shenzhen, China www.amphenolrf.com	
	SEE NOTES	A ARUN PRABU	19-May-10			HD-BNC STR PLUG FOR TFC HD 210
	REFERENCE	APPROVED	DATE	SCALE: 7.9:1.0	SHEET 2 OF 2	DRAWING NO. 34-1033
	EAR # 4068	CAD FILE	Root Folder/HD-BNC/34-1033	DWG SIZE B	REV 1	ITEM NO. 34-1033 PART NO. 34-1033