


ALUMINUM ELECTROLYTIC CAPACITORS



HM Low Impedance,
For PC motherboard
series



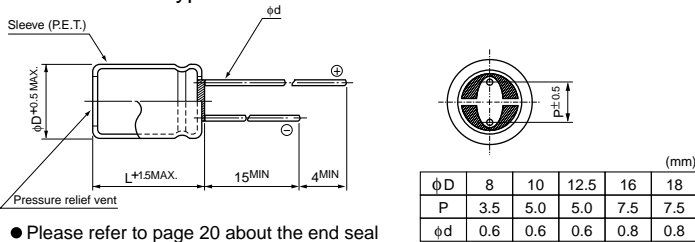
- Lower impedance than HD, HC series.
- Compliant to the RoHS directive (2002/95/EC).



Specifications

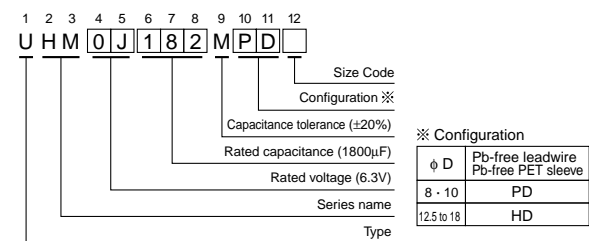
Item	Performance Characteristics				
Category Temperature Range	-40 to +105°C				
Rated Voltage Range	6.3 to 16V				
Rated Capacitance Range	330 to 12000μF				
Capacitance Tolerance	±20% (120Hz, 20°C)				
Leakage Current	After 2 minutes' application of rated voltage, leakage current is less than 0.03CV				
Tangent of loss angle (tan δ)	For capacitance of more than 1000μF, add 0.02 for every increase of 1000μF				
	Rated voltage (V)	6.3	10	16	120Hz 20°C
Stability at Low Temperature	tan δ (MAX.)	0.22	0.19	0.16	
	Rated voltage (V)	6.3	10	16	120Hz
Endurance	Impedance ratio ZT / Z20 (MAX.)	Z-40°C / Z+20°C	3	3	3
	The specifications listed at right shall be met when the capacitors are restored to 20°C after D.C. bias plus rated ripple current is applied for 2000 hours at 105°C, the peak voltage shall not exceed the rated voltage.		Capacitance change	Within ±25% of the initial capacitance value	
Marking	Printed with white color black sleeve.	tan δ	200% or less than the initial specified value		
		Leakage current	Less than or equal to the initial specified value		

Radial Lead Type



- Please refer to page 20 about the end seal configuration.

Type numbering system (Example : 6.3V 1800μF)



Standard Ratings

Cap. (μF)	Item Code	6.3 (0J)			10 (1A)			16 (1C)		
		Case size φD × L (mm)	Impedance (mΩ) MAX. 20°C / 100kHz	Rated ripple (mAmps) 105°C / 100kHz	Case size φD × L (mm)	Impedance (mΩ) MAX. 20°C / 100kHz	Rated ripple (mAmps) 105°C / 100kHz	Case size φD × L (mm)	Impedance (mΩ) MAX. 20°C / 100kHz	Rated ripple (mAmps) 105°C / 100kHz
330	331				8 × 11.5	30	1140	8 × 11.5	30	1140
470	471				8 × 11.5	30	1140	8 × 11.5	30	1140
560	561	8 × 11.5	30	1140				▲ 10 × 12.5	25	1540
680	681				8 × 11.5	30	1140	10 × 12.5	25	1540
					▲ 10 × 12.5	25	1540	▲ 8 × 15	28	1490
820	821							● 8 × 20	18	1870
								○ 10 × 16	18	2000
1000	102				8 × 15	28	1490	10 × 16	18	2000
					▲ 10 × 12.5	25	1540	▲ 8 × 15	28	1490
					● 8 × 11.5	30	1140	● 10 × 16	18	2000
1200	122				○ 8 × 20	18	1870			
					8 × 15	28	1490			
1500	152				10 × 12.5	25	1540	10 × 16	18	2000
					▲ 8 × 20	16	1950	▲ 8 × 20	18	1870
1800	182				● 10 × 16	18	2000	10 × 20	13	2550
					▲ 8 × 20	16	1950			
2200	222				10 × 16	19	2000	10 × 20	13	2550
					▲ 8 × 20	16	1950			
2700	272				● 10 × 16	18	2000	10 × 20	13	2550
					▲ 8 × 20	16	1950			
3300	332				10 × 20	13	2550	10 × 25	12	2800
					▲ 8 × 20	16	1950	▲ 12.5 × 20	11	3000
					● 10 × 16	18	2000	○ 10 × 20	13	2550
5600	562	12.5 × 25	10	2900						
6800	682				16 × 25	9	3070			
8200	822	16 × 25	9	3070	18 × 25	8	3250			
12000	123	18 × 25	8	3250						

Please refer to page 20, 21, 22 about the formed or taped product spec. Please refer to page 4 for the minimum order quantity.

- ▲ : In this case, [6] will be put at 12th digit of type numbering system.
- : In this case, [3] will be put at 12th digit of type numbering system.
- : In this case, [9] will be put at 12th digit of type numbering system.

CAT.8100Y