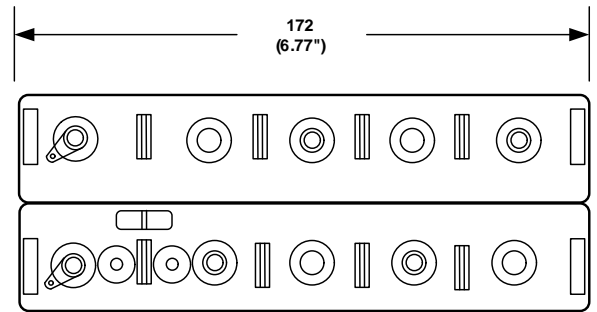


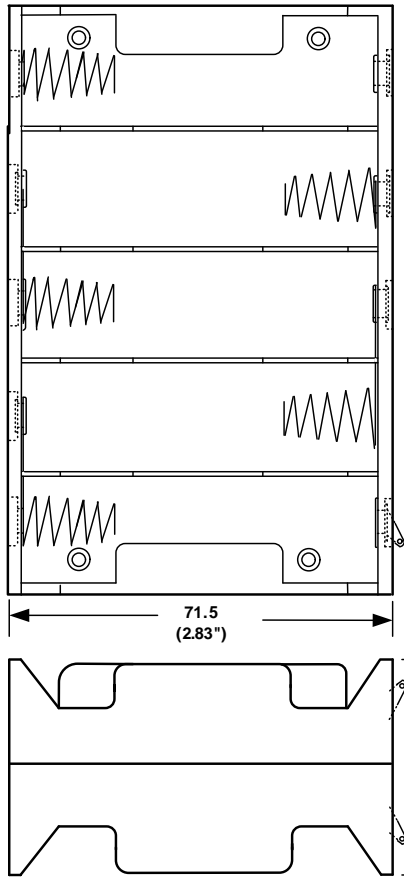
| DATE    | SYM | REVISION RECORD        | AUTH | DR.  | CK. |
|---------|-----|------------------------|------|------|-----|
| 9/10/06 | A   | ADDED "ROHS COMPLIANT" | T.B. | B.S. |     |
| 1/12/08 | B   | RANGE WAS "RANGEE"     | T.B. | B.S. |     |
|         |     |                        |      |      |     |
|         |     |                        |      |      |     |

ORDERING CODE BH510D

SOLDER LUGS = L  
 (6") WIRE LEADS = W  
 9VOLT TYPE SNAPS = SF



VIEW "AA"




WIRE LEADS SHOWN ABOVE

Note: Dimensions in mm. ( inches )

**SPECIFICATIONS:**

- Plastic material - polypropylene
- Flammability Rating-UL94 HB, UL File No. E216959
- Temperature Range: -10°C to +100°C
- Springs - nickel plated spring steel
- Wire - 152.4 mm Long 26 AWG, UL1007, CSA - TR-64, 300V, 80° C.
- Rivets - Brass, nickel plated
- 9 Volts Snaps - Brass, nickel plated
- Contact Resistance: Under 50mΩ for +/- contacts per EIA-540J000
- ROHS COMPLIANT

|  |  |                                  |      |
|--|--|----------------------------------|------|
| TOLERANCES<br>(EXCEPT AS NOTED)            |  <b>Memory Protection Devices, Inc.</b><br>200 Broad Hollow Road, Farmingdale, New York 11735 |                                  |      |
| DECIMAL<br>+ .5 (.020")<br>- .5 (.020")    | SCALE  | DRAWN BY                         | B.S. |
| FRACTIONAL<br>+ .8 (.030")<br>- .8 (.030") | TITLE<br><b>TEN "D" CELL HOLDER</b>  |                                  |      |
| ANGULAR<br>+ 3°<br>- 3°                    | DATE<br>1/12/2008  | DRAWING NUMBER<br><b>BH510DL</b> |      |
|  |  | APPROVED BY                      |      |