

4

3

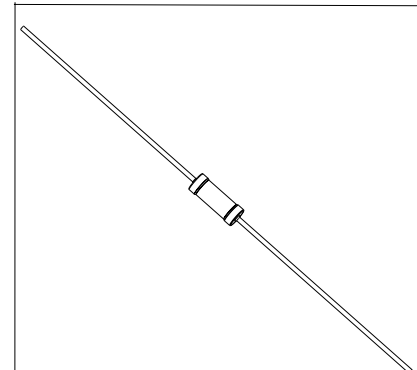

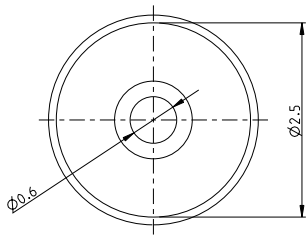
2

1

THIS DRAWING IS UNPUBLISHED. RELEASED FOR PUBLICATION 2009
 © COPYRIGHT 2009 BY TYCO ELECTRONICS CORPORATION. ALL RIGHTS RESERVED.

LOC		DIST		REVISIONS			
P	LTR	DESCRIPTION		DATE	DNW	APVD	
	BA	NEW RELEASE		09 JUNE 2010	PT	ST.P	

FOR FURTHER INFORMATION SEE DATA SHEET FOR
 SERIES HOLCO. AXIAL LEADED PRECISION RESISTORS



RoHS Compliant

<small>THIS DRAWING IS A CONTROLLED DOCUMENT FOR TYCO ELECTRONICS CORPORATION IT IS SUBJECT TO CHANGE AND THE CONTROLLING ENGINEERING ORGANIZATION SHOULD BE CONTACTED FOR THE LATEST REVISION.</small>		DWN PARUSURAM.T 09 JUNE 2010 CHK ALLAN.P 09 JUNE 2010 APVD STEPHEN.P 09 JUNE 2010	Tyco Electronics Dorcan, Swindon, SN3 5HH
DIMENSIONS: mm	TOLERANCES UNLESS OTHERWISE SPECIFIED: 0 PLC ± 0.2 1 PLC ± 0.1 2 PLC ± - 3 PLC ± - 4 PLC ± - ANGLES ± 5°	NAME AXIAL LEADED PRECISION RESISTORS SERIES HOLCO H8	RESTRICTED TO -
MATERIAL -	FINISH -	SIZE A3 CAGE CODE 00779 DRAWING NO C-1879654	SCALE 10:1 SHEET 1 OF 1 REV BA
CUSTOMER DRAWING			

AMP 1470-19 REV 31MAR2000

Pro/ENGINEER DRAWING