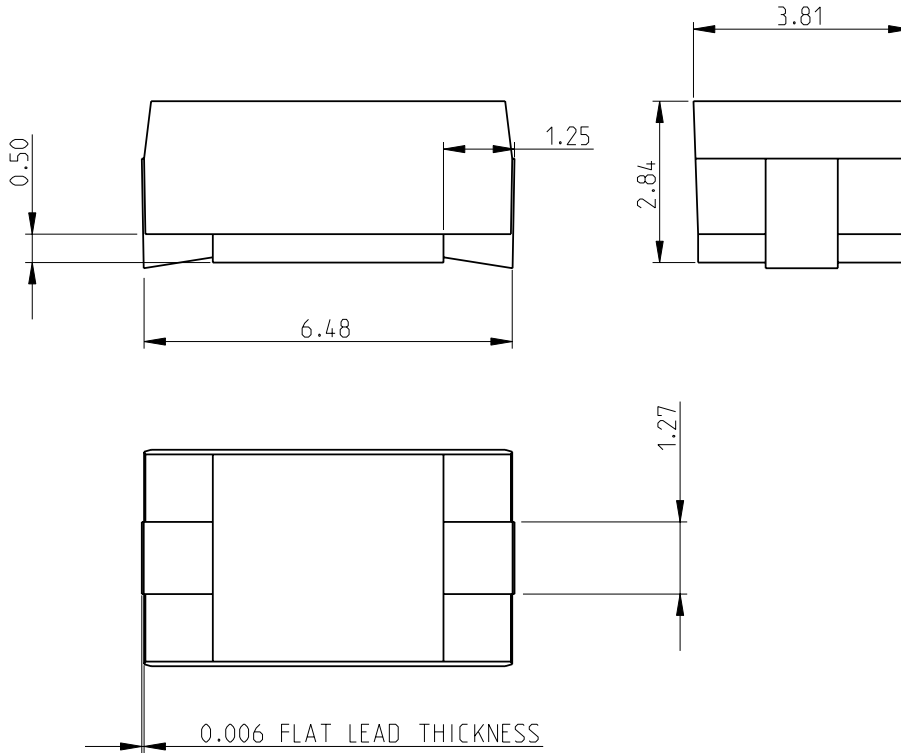
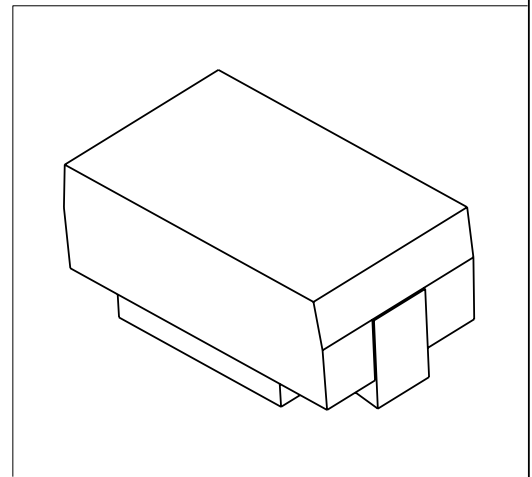
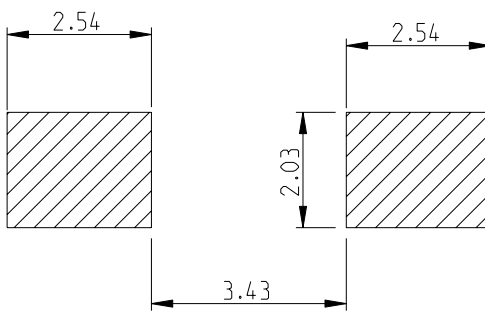


LOC	DIST	REVISIONS				
P	LTR	DESCRIPTION	DATE	DWN	APVD	
E	B	BA	NEW RELEASE	10 JULY 2010	PT	ST.P

FOR FURTHER INFORMATION SEE DATA SHEET FOR
SERIES S - SMD MOULDED POWER RESISTOR



RECOMMENDED LAND PATTERN



2008

RELEASED FOR PUBLICATION

THIS DRAWING IS UNPUBLISHED.

© COPYRIGHT 2008 BY TYCO ELECTRONICS CORPORATION. ALL RIGHTS RESERVED.

DIMENSIONS: mm	DWN	PARUSURAM.T	10 JULY 2010	MATERIAL	-	FINISH	-
	CHK	ALLAN.P	10 JULY 2010	Tyco Electronics Corporation Dorcan, Swindon, SN3 5HH			
TOLERANCES UNLESS OTHERWISE SPECIFIED:	APVD	STEPHEN.P	10 JULY 2010				
0 PLC ±0.2	PRODUCT SPEC	-	-	NAME SMD MOULDED POWER RESISTOR SERIES SP1			
1 PLC ±0.1	APPLICATION SPEC	-	-	SIZE	CAGE CODE	DRAWING NO	RESTRICTED TO
2 PLC ±	WEIGHT	-	-	A 4	00779	©=1624281	-
3 PLC ±	CUSTOMER DRAWING						
4 PLC ±	SCALE 10:1			SHEET 1 OF 1		REV BA	
ANGLES ±5°							