

### Anti-Sulfurated Thick Film Chip Resistors

ERJ S : 0402, 0603, 0805, 1206, 1210,  
1812, 2010, 2512

ERJ U : 0201, 0402, 0603, 0805, 1206,  
1210, 1812, 2010, 2512

Type: ERJ S02, S03, S06, S08, S14  
S12, S1D, S1T (Au-based inner electrode type)

Type: ERJ U01, U02, U03, U06, U08, U14,  
U12, U1D, U1T (Ag-Pd-based inner electrode type)



#### ■ Features

- High resistance to sulfurization achieved by adopting an Au-based inner electrode (ERJS type) and Ag-Pd-based inner electrode (ERJU type)
- High reliability  
Metal glaze thick film resistive element and three layers of electrodes
- Suitable for both reflow and flow soldering
- Reference Standard: IEC 60115-8, JIS C 5201-8, EIAJ RC-2134B ● RoHS compliant

#### ■ Packaging Methods

Please see Pages 40 to 43

#### ■ Recommended Land Pattern

Please see Pages 44 to 45

#### ■ Recommended Soldering Conditions

Please see Page 46

#### ■ Safety Precautions

Please see Page 47

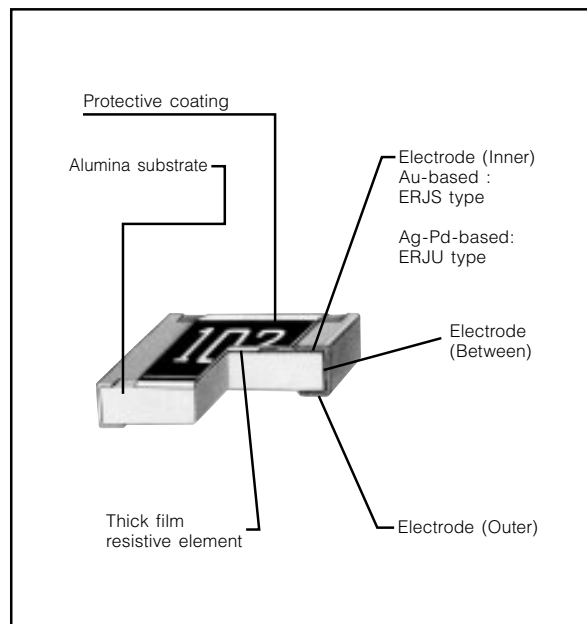
#### ■ Explanation of Part Numbers

1	2	3	4	5	6	7	8	9	10	11	12
E	R	J	S	0	6	F	1	0	0	2	V

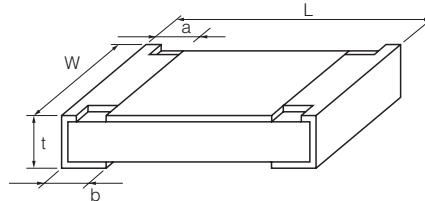
  

Product Code		Resistance Tolerance		Packaging Methods		
Thick Film Chip Resistors		Code	Tolerance	Code	Packaging	Type
Size, Power Rating				C	Pressed Carrier Taping 2 mm pitch, 15,000 pcs.	ERJU01
Type: inch	Power R.	Type: inch	Power R.	X	Punched Carrier Taping 2 mm pitch, 10,000 pcs.	ERJS02, ERJU02
U01 : 0201	0.05 W	S14, U14 : 1210	0.5 W	V	Punched Carrier Taping 4 mm pitch, 5,000 pcs.	ERJS03, ERJU03 ERJS06, ERJU06 ERJS08, ERJU08
S02, U02 : 0402	0.1 W	S12, U12 : 1812	0.75 W	U	Embossed Carrier Taping 4 mm pitch, 5,000 pcs.	ERJS14, ERJU14 ERJS12, ERJU12 ERJS1D, ERJU1D
S03, U03 : 0603	0.1 W	S1D, U1D : 2010	0.75 W		Embossed Carrier Taping 4 mm pitch, 4,000 pcs.	ERJS1T, ERJU1T
S06, U06 : 0805	0.125 W	S1T, U1T : 2512	1 W	Resistance Value		
S08, U08 : 1206	0.025 W			The first two or three digits are significant figures of resistance and the third or 4th one denotes number of zeros following. Jumper is expressed by R00. Three digit type (±5%), four digit type (±1%) Example: 222→2.2 kΩ, 1002→10 kΩ		

#### ■ Construction



#### ■ Dimensions in mm (not to scale)



Type (inch size)	Dimensions (mm)					Mass (Weight) [g/1000 pcs.]
	L	W	a	b	t	
ERJU01 (0201)	0.60 <sup>+0.03</sup>	0.30 <sup>+0.03</sup>	0.10 <sup>+0.05</sup>	0.15 <sup>+0.05</sup>	0.23 <sup>+0.03</sup>	0.15
ERJS02 ERJU02	1.00 <sup>+0.05</sup>	0.50 <sup>+0.05</sup>	0.20 <sup>+0.10</sup>	0.25 <sup>+0.10</sup>	0.35 <sup>+0.05</sup>	0.8
ERJS03 ERJU03	1.60 <sup>+0.15</sup>	0.80 <sup>+0.15</sup> 0.80 <sup>-0.05</sup>	0.30 <sup>+0.20</sup>	0.30 <sup>+0.15</sup>	0.45 <sup>+0.10</sup>	2
ERJS06 ERJU06	2.00 <sup>+0.20</sup>	1.25 <sup>+0.10</sup>	0.40 <sup>+0.20</sup>	0.40 <sup>+0.20</sup>	0.60 <sup>+0.10</sup>	4
ERJS08 ERJU08	3.20 <sup>+0.05</sup> 3.20 <sup>-0.20</sup>	1.60 <sup>+0.05</sup> 1.60 <sup>-0.15</sup>	0.50 <sup>+0.20</sup>	0.50 <sup>+0.20</sup>	0.60 <sup>+0.10</sup>	10
ERJS14 ERJU14	3.20 <sup>+0.20</sup>	2.50 <sup>+0.20</sup>	0.50 <sup>+0.20</sup>	0.50 <sup>+0.20</sup>	0.60 <sup>+0.10</sup>	16
ERJS12 ERJU12	4.50 <sup>+0.20</sup>	3.20 <sup>+0.20</sup>	0.50 <sup>+0.20</sup>	0.50 <sup>+0.20</sup>	0.60 <sup>+0.10</sup>	27
ERJS1D ERJU1D	5.00 <sup>+0.20</sup>	2.50 <sup>+0.20</sup>	0.60 <sup>+0.20</sup>	0.60 <sup>+0.20</sup>	0.60 <sup>+0.10</sup>	27
ERJS1T ERJU1T	6.40 <sup>+0.20</sup>	3.20 <sup>+0.20</sup>	0.65 <sup>+0.20</sup>	0.60 <sup>+0.20</sup>	0.60 <sup>+0.10</sup>	45

Design and specifications are each subject to change without notice. Ask factory for the current technical specifications before purchase and/or use. Should a safety concern arise regarding this product, please be sure to contact us immediately.

### ■ Ratings

<For Resistor>

Type (inch size)	Power Rating at 70 °C (W)	Limiting Element Voltage <sup>(1)</sup> (V)	Maximum Overload Voltage <sup>(2)</sup> (V)	Resistance Tolerance (%)	Resistance Range (Ω)	T.C.R. (×10 <sup>-6</sup> /°C)	Category Temperature Range (°C)				
ERJU01 (0201)	0.05	25	50	±1	10 to 1 M (E24, E96)	<10 Ω: -100 to +600  10 Ω to 1 MΩ: ±200(±5%) ±100(±1%)*  *ERJU01, ERJS02, ERJU02 : ±200  1 MΩ<: -400 to +150	-55 to +125				
				±5	1 to 1 M (E24)						
ERJS02 ERJU02 (0402)	0.1	50	100	±1	10 to 1 M (E24, E96)		<10 Ω: -100 to +600  10 Ω to 1 MΩ: ±200(±5%) ±100(±1%)*  *ERJU01, ERJS02, ERJU02 : ±200  1 MΩ<: -400 to +150	-55 to +155			
				±5	1 to 3.3 M (E24)						
ERJS03 ERJU03 (0603)	0.1	75	150	±1	10 to 1 M (E24, E96)			<10 Ω: -100 to +600  10 Ω to 1 MΩ: ±200(±5%) ±100(±1%)*  *ERJU01, ERJS02, ERJU02 : ±200  1 MΩ<: -400 to +150	-55 to +155		
				±5	1 to 10 M (E24)						
ERJS06 ERJU06 (0805)	0.125	150	200	±1	10 to 1 M (E24, E96)				<10 Ω: -100 to +600  10 Ω to 1 MΩ: ±200(±5%) ±100(±1%)*  *ERJU01, ERJS02, ERJU02 : ±200  1 MΩ<: -400 to +150	-55 to +155	
				±5	1 to 10 M (E24)						
ERJS08 ERJU08 (1206)	0.25	200	400	±1	10 to 1 M (E24, E96)					<10 Ω: -100 to +600  10 Ω to 1 MΩ: ±200(±5%) ±100(±1%)*  *ERJU01, ERJS02, ERJU02 : ±200  1 MΩ<: -400 to +150	-55 to +155
				±5	1 to 10 M (E24)						
ERJS14 ERJU14 (1210)	0.5	200	400	±1	10 to 1 M (E24, E96)	<10 Ω: -100 to +600  10 Ω to 1 MΩ: ±200(±5%) ±100(±1%)*  *ERJU01, ERJS02, ERJU02 : ±200  1 MΩ<: -400 to +150					-55 to +155
				±5	1 to 10 M (E24)						
ERJS12 ERJU12 (1812)	0.75	200	500	±1	10 to 1 M (E24, E96)		<10 Ω: -100 to +600  10 Ω to 1 MΩ: ±200(±5%) ±100(±1%)*  *ERJU01, ERJS02, ERJU02 : ±200  1 MΩ<: -400 to +150				-55 to +155
				±5	1 to 10 M (E24)						
ERJS1D ERJU1D (2010)	0.75	200	500	±1	10 to 1 M (E24, E96)			<10 Ω: -100 to +600  10 Ω to 1 MΩ: ±200(±5%) ±100(±1%)*  *ERJU01, ERJS02, ERJU02 : ±200  1 MΩ<: -400 to +150			-55 to +155
				±5	1 to 10 M (E24)						
ERJS1T ERJU1T (2512)	1.0	200	500	±1	10 to 1 M (E24, E96)				<10 Ω: -100 to +600  10 Ω to 1 MΩ: ±200(±5%) ±100(±1%)*  *ERJU01, ERJS02, ERJU02 : ±200  1 MΩ<: -400 to +150		-55 to +155
				±5	1 to 10 M (E24)						

(1) Rated Continuous Working Voltage (RCWV) shall be determined from  $RCWV = \sqrt{\text{Power Rating} \times \text{Resistance Values}}$ , or Limiting Element Voltage listed above, whichever less.

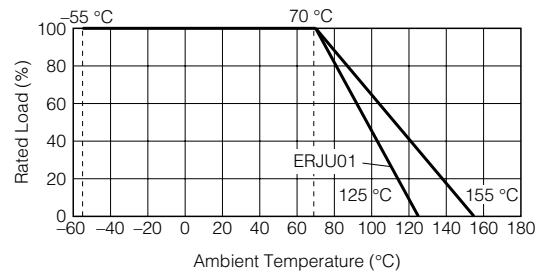
(2) Overload (Short-time Overload) Test Voltage (SOTV) shall be determined from  $SOTV = 2.5 \times \text{Power Rating}$  or max. Overload Voltage listed above whichever less.

<For Jumper>

Type (inch size)	Rated Current (A)	Maximum Overload Current (A)
ERJU01 (0201)	0.5	1
ERJS02 ERJU02 (0402)	1	2
ERJS03 ERJU03 (0603)		
ERJS06 ERJU06 (0805)	2	4
ERJS08 ERJU08 (1206)		
ERJS14 ERJU14 (1210)		
ERJS12 ERJU12 (1812)		
ERJS1D ERJU1D (2012)		
ERJS1T ERJU1T (2512)		

### Power Derating Curve

For resistors operated in ambient temperatures above 70 °C, power rating shall be derated in accordance with the figure below.



Design and specifications are each subject to change without notice. Ask factory for the current technical specifications before purchase and/or use. Should a safety concern arise regarding this product, please be sure to contact us immediately.

01 Mar. 2011