

Anti-Surge Thick Film Chip Resistors 0603, 0805, 1206, 1210

Type: **ERJ P03, P06, P08, P14**



■ Features

- ESD surge characteristics superior to standard metal film resistors
- High reliability
Metal glaze thick film resistive element and three layers of electrodes
- Suitable for both reflow and flow soldering
- High power...
 - 0.2 W : 1608(0603) size
 - 0.25 W : 2012(0805) size
 - 0.33 W : 3216(1206) size
 - 0.5 W : 3225(1210) size
- Reference Standards...IEC 60115-8, JIS C 5201-8, EIAJ RC-2134B

■ Packaging Methods

Please see Pages 40 to 43

■ Recommended Land Pattern

Please see Pages 44 to 45

■ Recommended Soldering Conditions

Please see Page 46

■ Safety Precautions

Please see Page 47

■ Explanation of Part Numbers



■ Construction



■ Dimensions in mm (not to scale)



Type (inch size)	Dimensions (mm)					Mass (Weight) [g/1000 pcs.]
	L	W	a	b	t	
ERJP03 (0603)	1.60 ^{+0.15}	0.80 ^{+0.15} _{-0.05}	0.15 ^{+0.15} _{-0.10}	0.30 ^{+0.15}	0.45 ^{+0.10}	2
ERJP06 (0805)	2.00 ^{+0.20}	1.25 ^{+0.10}	0.25 ^{+0.20}	0.40 ^{+0.20}	0.60 ^{+0.10}	4
ERJP08 (1206)	3.20 ^{+0.05} _{-0.20}	1.60 ^{+0.05} _{-0.15}	0.40 ^{+0.20}	0.50 ^{+0.20}	0.60 ^{+0.10}	10
ERJP14 (1210)	3.20 ^{+0.20}	2.50 ^{+0.20}	0.35 ^{+0.20}	0.50 ^{+0.20}	0.60 ^{+0.10}	16

Design and specifications are each subject to change without notice. Ask factory for the current technical specifications before purchase and/or use.
Should a safety concern arise regarding this product, please be sure to contact us immediately.

00 Sep. 2010

■ Ratings

Type (inch size)	Power Rating at 70 °C (W)	Limiting Element Voltage ⁽¹⁾ (V)	Maximum Overload Voltage ⁽²⁾ (V)	Resistance Tolerance (%)	Resistance Range (Ω)	T.C.R. (×10 ⁻⁶ /°C)	Category Temperature Range (°C)
ERJP03 (0603)	0.2	150	200	±0.5	10 to 1 M (E24, E96)	±150	-55 to +155
				±1	10 to 1 M (E24, E96)	±200	
				±5	1 to 1 M (E24)	±200 Less than 10 Ω : -150 to +400	
ERJP06 (0805)	0.25	150 (400) ⁽³⁾	200 (600) ⁽³⁾	±0.5, ±1	10 to 1 M (E24, E96)	Less than 33 Ω : ±300 More than 33 Ω : ±100	-55 to +155
				±5	1 to 3.3 M (E24)	Less than 33 Ω : ±300 More than 33 Ω : ±200	
ERJP08 (1206)	0.33	200 (500) ⁽³⁾	400 (1000) ⁽³⁾	±0.5, ±1	10 to 1 M (E24, E96)	±100	-55 to +155
				±5	1 to 10 M (E24)	Less than 10 Ω : -100 to +600 More than 10 Ω : ±200	
ERJP14 (1210)	0.5	200	400	±0.5, ±1	10 to 1 M (E24, E96)	±100	-55 to +155
				±5	1 to 1 M (E24)	Less than 10 Ω : -100 to +600 More than 10 Ω : ±200	

- (1) Rated Continuous Working Voltage (RCWV) shall be determined from $RCWV = \sqrt{\text{Power Rating} \times \text{Resistance Values}}$, or Limiting Element Voltage listed above, whichever less.
- (2) Overload (Short-time Overload) Test Voltage (SOTV) shall be determined from $SOTV = 2.5 \times \text{Power Rating}$ or max. Overload Voltage listed above whichever less.
- (3) Please contact us when resistors with guaranteed high voltage are need.

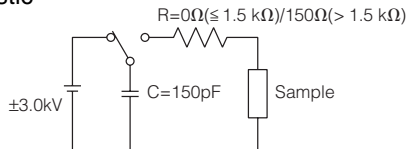
Power Derating Curve

For resistors operated in ambient temperatures above 70 °C, power rating shall be derated in accordance with the figure on the right.

* When the temperature of ERJP06/08/14 is 155 °C or less, the derating start temperature can be changed to 125 °C. (See the dotted line)



■ ESD Characteristic



— Anti-Surge Thick Film Chip Resistors(ERJP Type)
 - - - Thick Film Chip Resistors(ERJ Type)



Design and specifications are each subject to change without notice. Ask factory for the current technical specifications before purchase and/or use. Should a safety concern arise regarding this product, please be sure to contact us immediately.

Anti-Pulse Thick Film Chip Resistors 0805, 1206, 1210

Type: **ERJ T06, T08, T14**



■ Features

- Anti-Pulse characteristics
High pulse characteristics achieved by the optimized trimming specifications
- High reliability
Metal glaze thick film resistive element and three layers of electrodes
- Suitable for both reflow and flow soldering
- High power···0.25 W : 2012(0805) size
0.33 W : 3216(1206) size
0.5 W : 3225(1210) size
- Reference Standards···IEC 60115-8, JIS C 5201-8, EIAJ RC-2134B

■ Packaging Methods Please see Pages 40 to 43

■ Recommended Land Pattern Please see Pages 44 to 45

■ Recommended Soldering Conditions Please see Page 46

■ Safety Precautions Please see Page 47

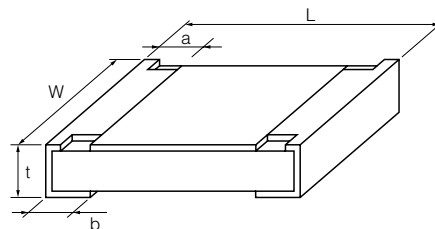
■ Explanation of Part Numbers



■ Construction



■ Dimensions in mm (not to scale)



Type (inch size)	Dimensions (mm)					Mass (Weight) [g/1000 pcs.]
	L	W	a	b	t	
ERJT06 (0805)	2.00 ^{+0.20}	1.25 ^{+0.10}	0.25 ^{+0.20}	0.40 ^{+0.20}	0.60 ^{+0.10}	4
ERJT08 (1206)	3.20 ^{+0.05} _{-0.20}	1.60 ^{+0.05} _{-0.15}	0.40 ^{+0.20}	0.50 ^{+0.20}	0.60 ^{+0.10}	10
ERJT14 (1210)	3.20 ^{+0.20}	2.50 ^{+0.20}	0.35 ^{+0.20}	0.50 ^{+0.20}	0.60 ^{+0.10}	16

Design and specifications are each subject to change without notice. Ask factory for the current technical specifications before purchase and/or use.
Should a safety concern arise regarding this product, please be sure to contact us immediately.

00 Sep. 2010

■ Ratings

Type (inch size)	Power Rating at 70 °C (W)	Limiting Element Voltage ⁽¹⁾ (V)	Maximum Overload Voltage ⁽²⁾ (V)	Resistance Tolerance (%)	Resistance Range (Ω)	T.C.R. (×10 ⁻⁶ /°C)	Category Temperature Range (°C)
ERJT06 (0805)	0.25	150	200	±5	1 to 1 M (E24)	Less than 10 Ω : -100 to +600 Less than 33 Ω : ±300 More than 33 Ω : ±200	-55 to +155
ERJT08 (1206)	0.33	200	400	±5	1 to 1 M (E24)	Less than 10 Ω : -100 to +600 More than 10 Ω : ±200	-55 to +155
ERJT14 (1210)	0.5	200	400	±5	1 to 1 M (E24)	Less than 10 Ω : -100 to +600 More than 10 Ω : ±200	-55 to +155

(1) Rated Continuous Working Voltage (RCWV) shall be determined from $RCWV = \sqrt{\text{Power Rating} \times \text{Resistance Values}}$, or Limiting Element Voltage listed above, whichever less.

(2) Overload (Short-time Overload) Test Voltage (SOTV) shall be determined from $SOTV = 2.5 \times \text{Power Rating}$ or max. Overload Voltage listed above whichever less.

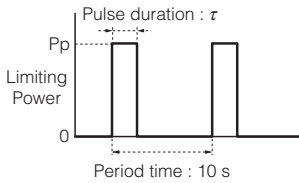
Power Derating Curve

For resistors operated in ambient temperatures above 70 °C, power rating shall be derated in accordance with the figure on the right.



■ Limiting Power Curve

- In rush pulse Characteristic



Test cycle : 1000 cycles
Spec : Resistance value = within ±5%

- : Anti-Pulse Thick Film Chip Resistors (ERJT Type)
- : Thick Film Chip Resistors (ERJ Type)

● ERJT06 (2012 (0805) size)



● ERJT08 (3216 (1206) size)



● ERJT14 (3225 (1210) size)

