



### Features

- Shielded construction
- Unit height of 4.2 mm
- Inductance range: 0.15  $\mu$ H to 47  $\mu$ H
- Current up to 34 A
- Lead free
- RoHS compliant\*



\*\*Models SRP1040-220M, -330M & -470M are currently available but not recommended for new designs.

## SRP1040 Series - Shielded Power Inductors

### Electrical Specifications

Bourns Part No.	Inductance L ( $\mu$ H) $\pm 20$ %	I rms (A)	I sat (A)	DCR (m $\Omega$ ) max.
SRP1040-R15M	0.15	34	40	1.3
SRP1040-R20M	0.20	32	40	1.0
SRP1040-R36M	0.36	28	40	1.4
SRP1040-R39M	0.39	24	32	1.4
SRP1040-R47M	0.47	26	38	1.6
SRP1040-R50M	0.50	23	32	1.9
SRP1040-R56M	0.56	25	36	1.9
SRP1040-R68M	0.68	23	32	2.4
SRP1040-R75M	0.75	22	28	2.5
SRP1040-R80M	0.80	21	30	3.0
SRP1040-1R0M	1.0	20	28	3.5
SRP1040-1R2M	1.2	18	24	4.7
SRP1040-1R5M	1.5	12	20	7.5
SRP1040-1R7M	1.7	15	18	7.5
SRP1040-2R2M	2.2	12	17	8.6
SRP1040-2R5M	2.5	11.5	14	8.7
SRP1040-3R3M	3.3	10	14	10
SRP1040-3R9M	3.9	9.0	15	12
SRP1040-4R7M	4.7	8.0	13	14
SRP1040-5R6M	5.6	7.0	12	16
SRP1040-6R8M	6.8	6.5	11	24
SRP1040-8R2M	8.2	5.0	8.0	33
SRP1040-100M	10	5.0	9.0	35
SRP1040-150M	15	5.0	7.0	57
SRP1040-220M**	22	3.5	6.0	62
SRP1040-330M**	33	3.0	5.0	87
SRP1040-470M**	47	2.0	3.0	160

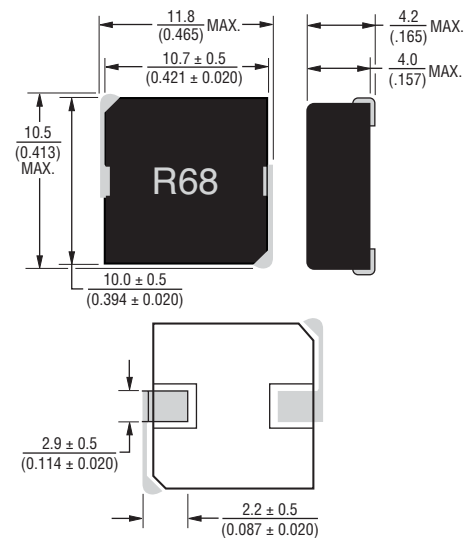
### General Specifications

Test Voltage.....0.25 V  
 Test Frequency .....100 KHz  
 Reflow Soldering.....230 °C; 50 sec max.  
 Operating Temperature...-55 °C to +150 °C  
 (Temperature rise included)  
 Storage Temperature...-55 °C to +150 °C  
 Resistance to Soldering Heat  
 .....+260 °C for 10 sec.

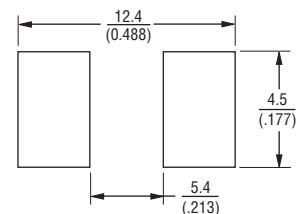
### Materials

Core .....Iron  
 Wire .....Enameled copper  
 Terminal .....Cu/Sn  
 Rated Current.....Ind. drops 20 % at I sat  
 Temperature Rise.....40 °C at rated I rms  
 Packaging .....900 pcs. per 13-inch reel

### Product Dimensions

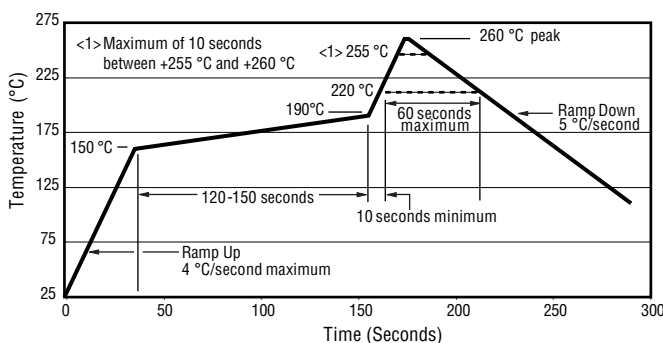


### Recommended Layout

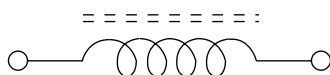


DIMENSIONS:  $\frac{\text{MM}}{\text{(INCHES)}}$

### Soldering Profile



### Electrical Schematic



\*RoHS Directive 2002/95/EC Jan 27, 2003 including Annex. Specifications are subject to change without notice. Customers should verify actual device performance in their specific applications.

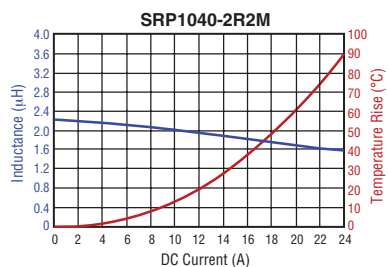
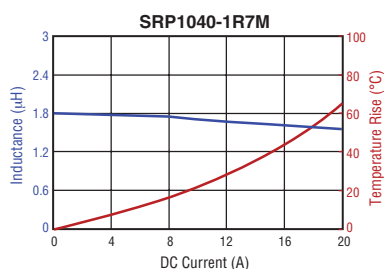
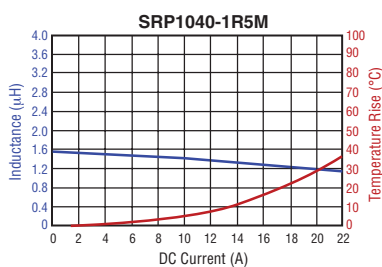
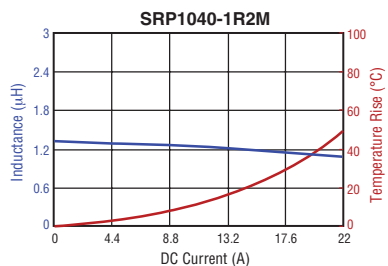
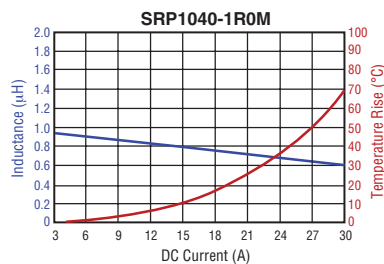
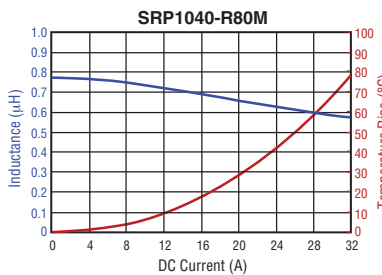
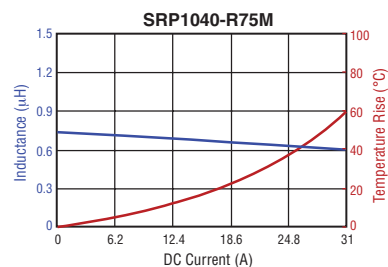
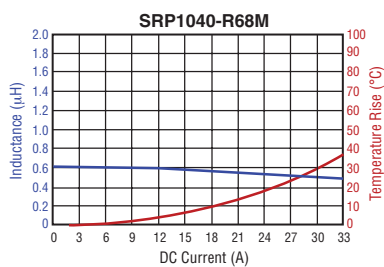
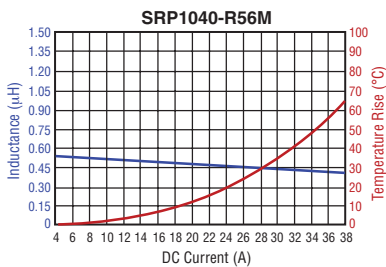
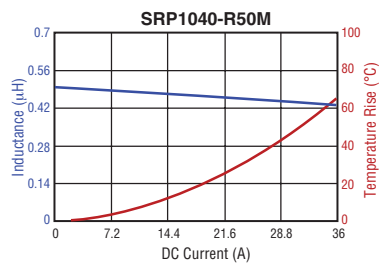
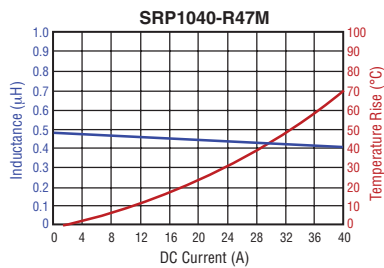
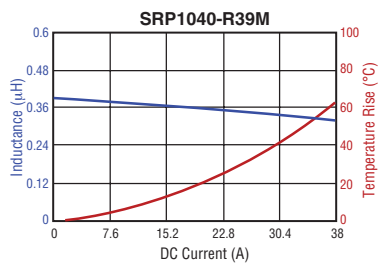
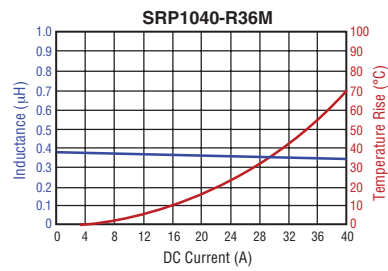
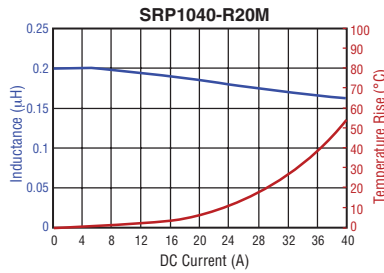
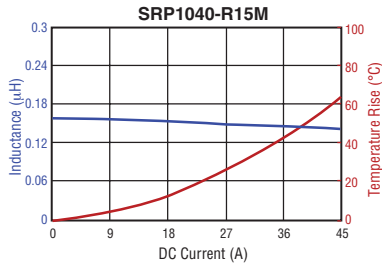
## Applications

- Input/output of DC/DC converters
- Power supplies for:
  - Portable communications equipment
  - Camcorders
  - LCD TVs
  - Car audio systems

# SRP1040 Series - Shielded Power Inductors

**BOURNS®**

### L vs. I Charts

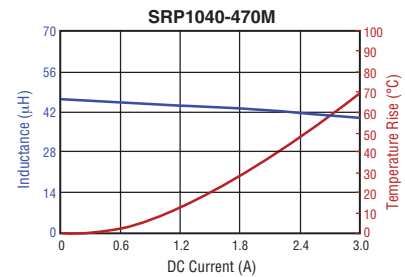
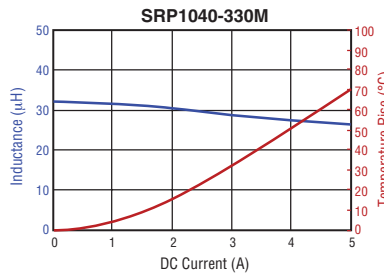
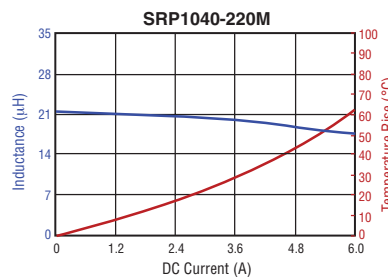
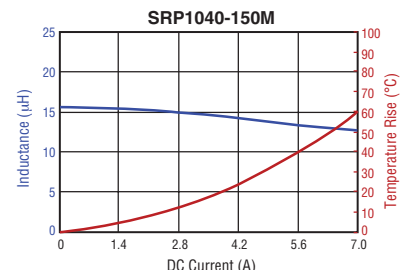
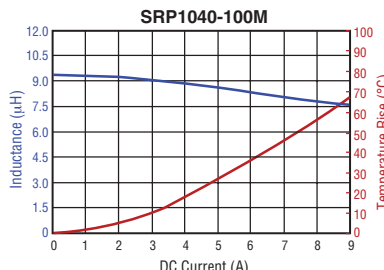
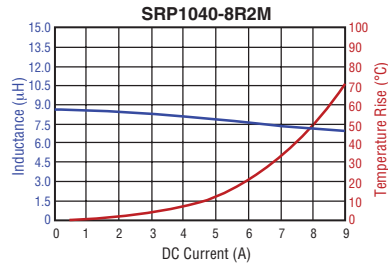
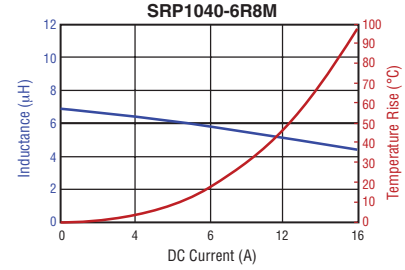
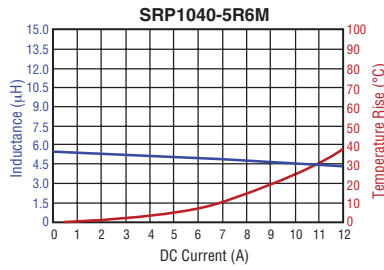
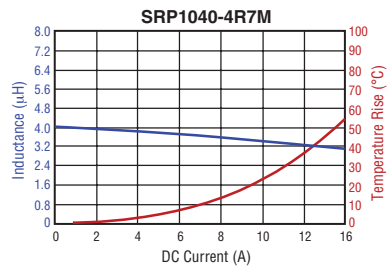
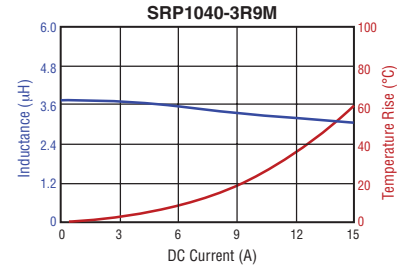
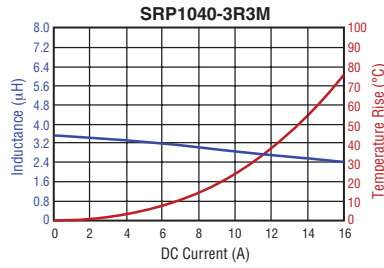
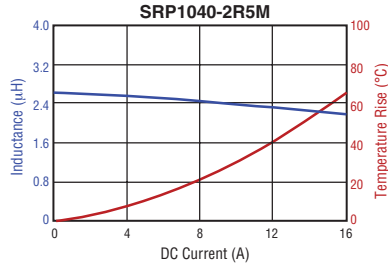


Specifications are subject to change without notice. Customers should verify actual device performance in their specific applications.

# SRP1040 Series - Shielded Power Inductors

**BOURNS®**

## L vs. I Charts

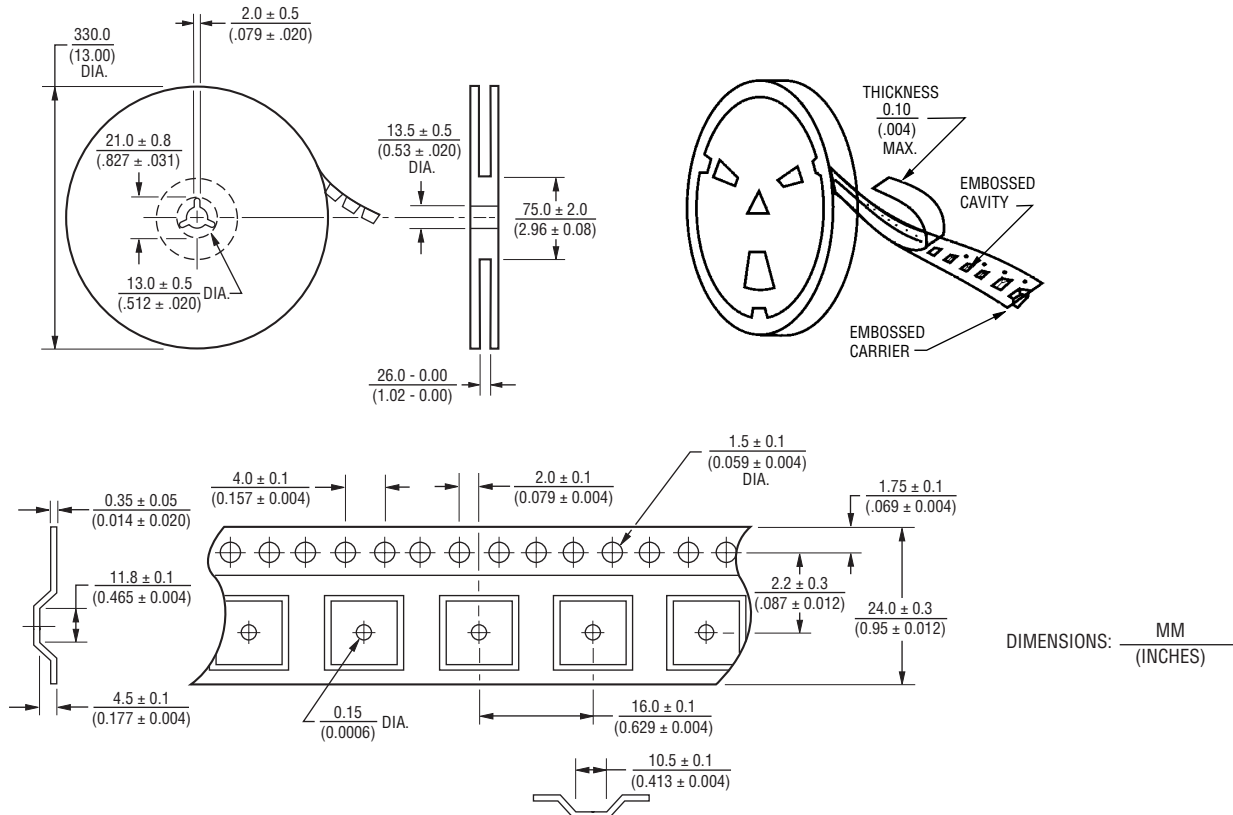


Specifications are subject to change without notice.  
Customers should verify actual device performance in their specific applications.

# SRP1040 Series - Shielded Power Inductors

**BOURNS®**

## Packaging Specifications



REV. 01/11

Specifications are subject to change without notice.  
Customers should verify actual device performance in their specific applications.