

Micro Commercial Components Corp.

Products End of Life Notification

Issue date: Sept-1st-2009

EOL No#: 122209-G

Last Buy Date :N/A

Description and Purpose:

MCC has undergone a review of its core business and products , and

determined to discontinue below products:

Discontinued Devices	Possible Replacements
MC78L12F	N/A



Micro Commercial Components

Micro Commercial Components
 20736 Marilla Street Chatsworth
 CA 91311
 Phone: (818) 701-4933
 Fax: (818) 701-4939

Features

- Internal Short Circuit Current Limiting
- Internal Thermal Overload Protection
- No External Components Required
- Case Material: Molded Plastic. UL Flammability Classificatio Rating 94-0 and MSL Rating 1

Maximum Ratings

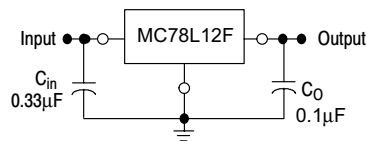
Parameter	Symbol	Value	Unit
Input Voltage	V_1	35	V
Operating Junction Temperature	T_{OPR}	-20---+120	°C
Storage Temperature Range	T_{STG}	-55---+150	°C

Electrical Characteristics ($V_i=19V$, $I_o=500mA$, $0^\circ C < T_j < 125^\circ C$, $C_1=0.33\mu F$, $C_o=0.1\mu F$, unless otherwise specified)

Parameter	Sym	Min	Typ	Max	Test conditions
Output Voltage	V_o	11.5V	12V	12.5V	$T_j=25^\circ C$
		11.4V		12.6V	$14.5V \leq V_1 \leq 27V$, $I_o=1mA-40mA$
		11.4V		12.6V	$14.5V \leq V_1 \leq V_{MAX}$, $I_o=1mA-70mA$ (Note)
Load Regulation	ΔV_o		25mV	150mV	$I_o=1mA-100mA$, $T_j=25^\circ C$,
			12mV	75mV	$I_o=1mA-40mA$, $T_j=25^\circ C$,
Line regulation	ΔV_o		25mV 20mV	300mV 250mV	$14.5V \leq V_1 \leq 27V$, $T_j=25^\circ C$ $16V \leq V_1 \leq 27V$, $T_j=25^\circ C$
Quiescent Current	I_q ΔI_q		2.0mA	6.0mA	$16V \leq V_1 \leq 27V$
				1.5mA	
Quiescent Current Change	ΔI_q			0.1mA	$1mA \leq I_o \leq 40mA$
Output Noise Voltage	V_N		80uV		$10Hz \leq f \leq 100KHz$
Ripple Rejection	RR		37dB	65dB	$15V \leq V_1 \leq 25V$ $f=120Hz$, $T_j=25^\circ C$
Dropout Voltage	V_d		1.7V		$T_j=25^\circ C$

*Note: Bypass Capacitors are recommended for optimum stability and transient response and should be located as close as possible to the regulators

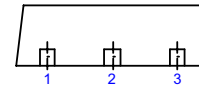
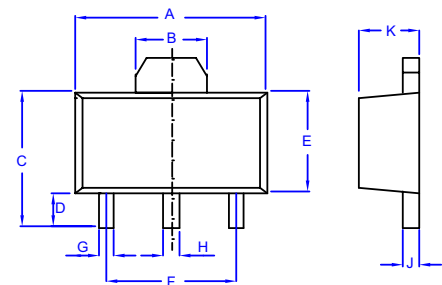
Typical Application:



MC78L12F

Three-Terminal Low Current Positive Voltage Regulator

SOT-89



1. OUT
2. GND
3. IN

DIM	DIMENSINS				NOTES
	INCHES		MM		
A	.173	.181	4.39	4.60	
B	.063	.071	1.60	1.80	
C	.154	.165	3.91	4.19	
D	.031	.039	0.80	1.00	
E	.092	.100	2.34	2.54	
F	.118	----	3.00	----	TYP
G	.013	.019	0.33	0.48	
H	.015	.021	0.38	0.53	
J	.015	.016	0.38	0.41	
K	.055	.063	1.40	1.60	



Micro Commercial Components

Ordering Information

Device	Packing
(Part Number)-TP	Tape&Reel;1Kpcs/Reel

*****IMPORTANT NOTICE*****

Micro Commercial Components Corp. reserves the right to make changes without further notice to any product herein to make corrections, modifications, enhancements, improvements, or other changes. *Micro Commercial Components Corp.* does not assume any liability arising out of the application or use of any product described herein; neither does it convey any license under its patent rights, nor the rights of others. The user of products in such applications shall assume all risks of such use and will agree to hold *Micro Commercial Components Corp.* and all the companies whose products are represented on our website, harmless against all damages.

*****APPLICATIONS DISCLAIMER*****

Products offer by *Micro Commercial Components Corp.* are not intended for use in Medical, Aerospace or Military Applications.

www.mccsemi.com